

Amended Annual Budget

## **School District No. 33 (Chilliwack)**

June 30, 2022

# School District No. 33 (Chilliwack)

June 30, 2022

## Table of Contents

Bylaw .....	1
Amended Annual Budget - Revenue and Expense - Statement 2 .....	2
Amended Annual Budget - Changes in Net Financial Assets (Debt) - Statement 4 .....	4
Amended Annual Budget - Schedule of Changes in Accumulated Surplus (Deficit) by Fund - Schedule 1 .....	5
Amended Annual Budget - Operating Revenue and Expense - Schedule 2 .....	6
Schedule 2A - Amended Annual Budget - Schedule of Operating Revenue by Source .....	7
Schedule 2B - Amended Annual Budget - Schedule of Operating Expense by Object .....	8
Schedule 2C - Amended Annual Budget - Operating Expense by Function, Program and Object .....	9
Amended Annual Budget - Special Purpose Revenue and Expense - Schedule 3 .....	11
Schedule 3A - Amended Annual Budget - Changes in Special Purpose Funds .....	12
Amended Annual Budget - Capital Revenue and Expense - Schedule 4 .....	15

\*NOTE - Statement 1, Statement 3, Statement 5 and Schedules 4A - 4D are used for Financial Statement reporting only.

## AMENDED ANNUAL BUDGET BYLAW

A Bylaw of THE BOARD OF EDUCATION OF SCHOOL DISTRICT NO. 33 (CHILLIWACK) (called the "Board") to adopt the Amended Annual Budget of the Board for the fiscal year 2021/2022 pursuant to section 113 of the *School Act*, R.S.B.C., 1996, c. 412 as amended from time to time (called the "Act").


1. Board has complied with the provisions of the Act respecting the Amended Annual Budget adopted by this bylaw.
2. This bylaw may be cited as School District No. 33 (Chilliwack) Amended Annual Budget Bylaw for fiscal year 2021/2022.
3. The attached Statement 2 showing the estimated revenue and expense for the 2021/2022 fiscal year and the total budget bylaw amount of \$181,012,800 for the 2021/2022 fiscal year was prepared in accordance with the *Act*.
4. Statement 2, 4 and Schedules 1 to 4 are adopted as the Amended Annual Budget of the Board for the fiscal year 2021/2022.

READ A FIRST TIME THE 11th DAY OF JANUARY, 2022;


READ A SECOND TIME THE 11th DAY OF JANUARY, 2022;

READ A THIRD TIME, PASSED AND ADOPTED THE 8th DAY OF FEBRUARY, 2022;

  
\_\_\_\_\_  
Chairperson of the Board

  
\_\_\_\_\_  
Secretary Treasurer

I HEREBY CERTIFY this to be a true original of School District No. 33 (Chilliwack) Amended Annual Budget Bylaw 2021/2022, adopted by the Board the 8th DAY OF FEBRUARY, 2022.

  
\_\_\_\_\_  
Secretary Treasurer

# School District No. 33 (Chilliwack)

Statement 2

Amended Annual Budget - Revenue and Expense  
Year Ended June 30, 2022


	2022 Amended Annual Budget	2022 Annual Budget
<b>Ministry Operating Grant Funded FTE's</b>		
School-Age	14,480,600	14,171,900
Adult	49,000	58,000
Other	74,125	17,000
<b>Total Ministry Operating Grant Funded FTE's</b>	<b>14,603,725</b>	<b>14,246,900</b>
<b>Revenues</b>	\$	\$
Provincial Grants		
Ministry of Education	162,680,990	154,943,385
Other	150,000	197,404
Tuition	1,590,079	1,490,079
Other Revenue	6,020,840	5,886,782
Rentals and Leases	213,000	302,400
Investment Income	232,500	131,000
Amortization of Deferred Capital Revenue	7,031,930	7,031,930
<b>Total Revenue</b>	<b>177,919,339</b>	<b>169,982,980</b>
<b>Expenses</b>		
Instruction	146,877,986	138,382,404
District Administration	4,866,295	4,652,244
Operations and Maintenance	24,228,215	24,077,991
Transportation and Housing	4,563,030	4,422,790
<b>Total Expense</b>	<b>180,535,526</b>	<b>171,535,429</b>
<b>Net Revenue (Expense)</b>	<b>(2,616,187)</b>	<b>(1,552,449)</b>
<b>Budgeted Allocation (Retirement) of Surplus (Deficit)</b>	<b>1,876,235</b>	<b>801,353</b>
<b>Budgeted Surplus (Deficit), for the year</b>	<b>(739,952)</b>	<b>(751,096)</b>
<b>Budgeted Surplus (Deficit), for the year comprised of:</b>		
Operating Fund Surplus (Deficit)		
Special Purpose Fund Surplus (Deficit)		
Capital Fund Surplus (Deficit)	(739,952)	(751,096)
<b>Budgeted Surplus (Deficit), for the year</b>	<b>(739,952)</b>	<b>(751,096)</b>

# School District No. 33 (Chilliwack)

Amended Annual Budget - Revenue and Expense  
Year Ended June 30, 2022

	2022 Amended Annual Budget	2022 Annual Budget
<b>Budget Bylaw Amount</b>		
Operating - Total Expense	153,886,935	147,842,795
Special Purpose Funds - Total Expense	16,685,101	13,729,144
Capital Fund - Total Expense	9,963,490	9,963,490
Capital Fund - Tangible Capital Assets Purchased from Local Capital	477,274	392,856
<b>Total Budget Bylaw Amount</b>	<b>181,012,800</b>	<b>171,928,285</b>

## Approved by the Board



February 8, 2022

Signature of the Chairperson of the Board of Education


Date Signed



February 8, 2022

Signature of the Superintendent

Date Signed



February 8, 2022

Signature of the Secretary Treasurer

Date Signed

# School District No. 33 (Chilliwack)

Amended Annual Budget - Changes in Net Financial Assets (Debt)  
Year Ended June 30, 2022

	2022 Amended Annual Budget	2022 Annual Budget
	\$	\$
<b>Surplus (Deficit) for the year</b>	<u>(2,616,187)</u>	<u>(1,552,449)</u>
<b>Effect of change in Tangible Capital Assets</b>		
Acquisition of Tangible Capital Assets		
From Local Capital	(477,274)	(392,856)
From Deferred Capital Revenue	(30,742,006)	(30,742,006)
<b>Total Acquisition of Tangible Capital Assets</b>	<u>(31,219,280)</u>	<u>(31,134,862)</u>
Amortization of Tangible Capital Assets	<u>8,175,882</u>	<u>8,175,882</u>
<b>Total Effect of change in Tangible Capital Assets</b>	<u>(23,043,398)</u>	<u>(22,958,980)</u>
	<u>-</u>	<u>-</u>
<b>(Increase) Decrease in Net Financial Assets (Debt)</b>	<u><u>(25,659,585)</u></u>	<u><u>(24,511,429)</u></u>

# School District No. 33 (Chilliwack)

Amended Annual Budget - Schedule of Changes in Accumulated Surplus (Deficit) by Fund  
Year Ended June 30, 2022

	<b>Operating Fund</b>	<b>Special Purpose Fund</b>	<b>Capital Fund</b>	<b>2022 Amended Annual Budget</b>
	<b>\$</b>	<b>\$</b>	<b>\$</b>	<b>\$</b>
<b>Accumulated Surplus (Deficit), beginning of year</b>	4,128,691	73,261	70,308,725	<b>74,510,677</b>
<b>Changes for the year</b>				
Net Revenue (Expense) for the year	(1,472,235)		(1,143,952)	<b>(2,616,187)</b>
Interfund Transfers				
Local Capital	(404,000)		404,000	-
<b>Net Changes for the year</b>	<b>(1,876,235)</b>	<b>-</b>	<b>(739,952)</b>	<b>(2,616,187)</b>
<b>Budgeted Accumulated Surplus (Deficit), end of year</b>	<b>2,252,456</b>	<b>73,261</b>	<b>69,568,773</b>	<b>71,894,490</b>

# School District No. 33 (Chilliwack)

Schedule 2

Amended Annual Budget - Operating Revenue and Expense  
Year Ended June 30, 2022

	2022 Amended Annual Budget	2022 Annual Budget
	\$	\$
<b>Revenues</b>		
Provincial Grants		
Ministry of Education	147,215,766	142,476,537
Other	150,000	150,000
Tuition	1,590,079	1,490,079
Other Revenue	3,030,855	2,901,782
Rentals and Leases	213,000	302,400
Investment Income	215,000	113,500
<b>Total Revenue</b>	<u>152,414,700</u>	<u>147,434,298</u>
<b>Expenses</b>		
Instruction	130,649,316	125,109,691
District Administration	4,866,295	4,652,244
Operations and Maintenance	14,369,802	14,219,578
Transportation and Housing	4,001,522	3,861,282
<b>Total Expense</b>	<u>153,886,935</u>	<u>147,842,795</u>
<b>Net Revenue (Expense)</b>	<u>(1,472,235)</u>	<u>(408,497)</u>
<b>Budgeted Prior Year Surplus Appropriation</b>	<u>1,876,235</u>	<u>801,353</u>
<b>Net Transfers (to) from other funds</b>		
Local Capital	(404,000)	(392,856)
<b>Total Net Transfers</b>	<u>(404,000)</u>	<u>(392,856)</u>
<b>Budgeted Surplus (Deficit), for the year</b>	<u>-</u>	<u>-</u>



# School District No. 33 (Chilliwack)

Schedule 2A

Amended Annual Budget - Schedule of Operating Revenue by Source  
Year Ended June 30, 2022

	2022 Amended Annual Budget	2022 Annual Budget
	\$	\$
<b>Provincial Grants - Ministry of Education</b>		
Operating Grant, Ministry of Education	148,142,785	143,391,556
ISC/LEA Recovery	(2,356,455)	(2,356,455)
Other Ministry of Education Grants		
Pay Equity	864,624	864,624
Funding for Graduated Adults	15,000	20,000
Student Transportation Fund	329,456	329,456
Support Staff Benefits Grant	213,356	213,356
FSA Scorer Grant	7,000	14,000
<b>Total Provincial Grants - Ministry of Education</b>	<b>147,215,766</b>	<b>142,476,537</b>
<b>Provincial Grants - Other</b>	<b>150,000</b>	<b>150,000</b>
<b>Tuition</b>		
International and Out of Province Students	1,590,079	1,490,079
<b>Total Tuition</b>	<b>1,590,079</b>	<b>1,490,079</b>
<b>Other Revenues</b>		
Funding from First Nations	2,356,455	2,356,455
Miscellaneous		
Bus Fees	465,000	415,000
Energy Program	30,000	30,000
Other Miscellaneous	179,400	100,327
<b>Total Other Revenue</b>	<b>3,030,855</b>	<b>2,901,782</b>
<b>Rentals and Leases</b>	<b>213,000</b>	<b>302,400</b>
<b>Investment Income</b>	<b>215,000</b>	<b>113,500</b>
<b>Total Operating Revenue</b>	<b>152,414,700</b>	<b>147,434,298</b>

# School District No. 33 (Chilliwack)

Schedule 2B

Amended Annual Budget - Schedule of Operating Expense by Object  
Year Ended June 30, 2022

	2022 Amended Annual Budget	2022 Annual Budget
	\$	\$
<b>Salaries</b>		
Teachers	65,371,822	63,456,121
Principals and Vice Principals	8,837,422	8,610,912
Educational Assistants	13,740,714	12,698,322
Support Staff	13,781,498	13,570,104
Other Professionals	3,492,153	3,325,945
Substitutes	5,770,605	5,665,242
<b>Total Salaries</b>	<b>110,994,214</b>	<b>107,326,646</b>
<b>Employee Benefits</b>	<b>26,577,624</b>	<b>25,529,901</b>
<b>Total Salaries and Benefits</b>	<b>137,571,838</b>	<b>132,856,547</b>
<b>Services and Supplies</b>		
Services	4,096,221	3,762,493
Student Transportation	34,000	33,000
Professional Development and Travel	1,038,894	911,857
Rentals and Leases	25,000	25,000
Dues and Fees	219,625	326,500
Insurance	310,981	310,981
Supplies	8,374,876	7,410,417
Utilities	2,215,500	2,206,000
<b>Total Services and Supplies</b>	<b>16,315,097</b>	<b>14,986,248</b>
<b>Total Operating Expense</b>	<b>153,886,935</b>	<b>147,842,795</b>

# School District No. 33 (Chilliwack)

Amended Annual Budget - Operating Expense by Function, Program and Object  
Year Ended June 30, 2022

	Teachers Salaries	Principals and Vice Principals Salaries	Educational Assistants Salaries	Support Staff Salaries	Other Professionals Salaries	Substitutes Salaries	Total Salaries
	\$	\$	\$	\$	\$	\$	\$
<b>1 Instruction</b>							
1.02 Regular Instruction	52,575,673	768,550	4,500	680,388	-	4,063,398	58,092,509
1.03 Career Programs	83,895	-	-	576,462	56,073	3,157	719,587
1.07 Library Services	1,392,934	78,184	-	23,504	-	96,739	1,591,361
1.08 Counselling	2,126,155	-	-	-	-	19,899	2,146,054
1.10 Special Education	7,056,370	1,023,171	12,329,339	249,331	-	768,018	21,426,229
1.30 English Language Learning	964,598	130,307	-	-	-	7,438	1,102,343
1.31 Indigenous Education	946,587	130,307	1,406,875	10,030	93,455	196,208	2,783,462
1.41 School Administration	-	6,381,135	-	2,505,458	516,619	61,348	9,464,560
1.60 Summer School	125,842	-	-	-	-	-	125,842
1.61 Continuing Education	-	-	-	-	-	-	-
1.62 International and Out of Province Students	99,768	130,307	-	23,069	37,382	-	290,526
1.64 Other	-	-	-	72,501	-	-	72,501
<b>Total Function 1</b>	<b>65,371,822</b>	<b>8,641,961</b>	<b>13,740,714</b>	<b>4,140,743</b>	<b>703,529</b>	<b>5,216,205</b>	<b>97,814,974</b>
<b>4 District Administration</b>							
4.11 Educational Administration	-	-	-	-	726,760	-	726,760
4.40 School District Governance	-	-	-	-	155,953	-	155,953
4.41 Business Administration	-	195,461	-	598,368	1,354,850	9,035	2,157,714
<b>Total Function 4</b>	<b>-</b>	<b>195,461</b>	<b>-</b>	<b>598,368</b>	<b>2,237,563</b>	<b>9,035</b>	<b>3,040,427</b>
<b>5 Operations and Maintenance</b>							
5.41 Operations and Maintenance Administration	-	-	-	82,358	444,859	-	527,217
5.50 Maintenance Operations	-	-	-	6,169,103	-	344,716	6,513,819
5.52 Maintenance of Grounds	-	-	-	729,779	-	-	729,779
5.56 Utilities	-	-	-	-	-	-	-
<b>Total Function 5</b>	<b>-</b>	<b>-</b>	<b>-</b>	<b>6,981,240</b>	<b>444,859</b>	<b>344,716</b>	<b>7,770,815</b>
<b>7 Transportation and Housing</b>							
7.41 Transportation and Housing Administration	-	-	-	182,728	106,202	-	288,930
7.70 Student Transportation	-	-	-	1,878,419	-	200,649	2,079,068
7.73 Housing	-	-	-	-	-	-	-
<b>Total Function 7</b>	<b>-</b>	<b>-</b>	<b>-</b>	<b>2,061,147</b>	<b>106,202</b>	<b>200,649</b>	<b>2,367,998</b>
<b>9 Debt Services</b>							
<b>Total Function 9</b>	<b>-</b>	<b>-</b>	<b>-</b>	<b>-</b>	<b>-</b>	<b>-</b>	<b>-</b>
<b>Total Functions 1 - 9</b>	<b>65,371,822</b>	<b>8,837,422</b>	<b>13,740,714</b>	<b>13,781,498</b>	<b>3,492,153</b>	<b>5,770,605</b>	<b>110,994,214</b>

# School District No. 33 (Chilliwack)

Amended Annual Budget - Operating Expense by Function, Program and Object  
Year Ended June 30, 2022

	Total Salaries	Employee Benefits	Total Salaries and Benefits	Services and Supplies	2022 Amended Annual Budget	2022 Annual Budget
	\$	\$	\$	\$	\$	\$
<b>1 Instruction</b>						
1.02 Regular Instruction	58,092,509	13,491,104	71,583,613	6,923,693	78,507,306	75,684,233
1.03 Career Programs	719,587	192,129	911,716	349,297	1,261,013	1,274,000
1.07 Library Services	1,591,361	372,227	1,963,588	136,965	2,100,553	1,897,237
1.08 Counselling	2,146,054	505,195	2,651,249		2,651,249	2,574,846
1.10 Special Education	21,426,229	5,679,144	27,105,373	520,199	27,625,572	25,681,802
1.30 English Language Learning	1,102,343	255,498	1,357,841	27,527	1,385,368	1,337,276
1.31 Indigenous Education	2,783,462	715,377	3,498,839	956,449	4,455,288	3,953,245
1.41 School Administration	9,464,560	2,114,136	11,578,696	148,410	11,727,106	11,687,014
1.60 Summer School	125,842	29,731	155,573	1,200	156,773	99,748
1.61 Continuing Education	-	-	-	10,250	10,250	152,701
1.62 International and Out of Province Students	290,526	64,456	354,982	278,950	633,932	618,090
1.64 Other	72,501	25,630	98,131	36,775	134,906	149,499
<b>Total Function 1</b>	<b>97,814,974</b>	<b>23,444,627</b>	<b>121,259,601</b>	<b>9,389,715</b>	<b>130,649,316</b>	<b>125,109,691</b>
<b>4 District Administration</b>						
4.11 Educational Administration	726,760	146,394	873,154	128,060	1,001,214	986,708
4.40 School District Governance	155,953	8,366	164,319	171,871	336,190	320,838
4.41 Business Administration	2,157,714	467,527	2,625,241	903,650	3,528,891	3,344,698
<b>Total Function 4</b>	<b>3,040,427</b>	<b>622,287</b>	<b>3,662,714</b>	<b>1,203,581</b>	<b>4,866,295</b>	<b>4,652,244</b>
<b>5 Operations and Maintenance</b>						
5.41 Operations and Maintenance Administration	527,217	113,035	640,252	228,648	868,900	837,656
5.50 Maintenance Operations	6,513,819	1,589,528	8,103,347	1,895,003	9,998,350	9,992,386
5.52 Maintenance of Grounds	729,779	204,773	934,552	352,500	1,287,052	1,183,536
5.56 Utilities	-	-	-	2,215,500	2,215,500	2,206,000
<b>Total Function 5</b>	<b>7,770,815</b>	<b>1,907,336</b>	<b>9,678,151</b>	<b>4,691,651</b>	<b>14,369,802</b>	<b>14,219,578</b>
<b>7 Transportation and Housing</b>						
7.41 Transportation and Housing Administration	288,930	61,567	350,497	106,150	456,647	445,518
7.70 Student Transportation	2,079,068	541,807	2,620,875	924,000	3,544,875	3,415,764
7.73 Housing	-	-	-	-	-	-
<b>Total Function 7</b>	<b>2,367,998</b>	<b>603,374</b>	<b>2,971,372</b>	<b>1,030,150</b>	<b>4,001,522</b>	<b>3,861,282</b>
<b>9 Debt Services</b>						
<b>Total Function 9</b>	<b>-</b>	<b>-</b>	<b>-</b>	<b>-</b>	<b>-</b>	<b>-</b>
<b>Total Functions 1 - 9</b>	<b>110,994,214</b>	<b>26,577,624</b>	<b>137,571,838</b>	<b>16,315,097</b>	<b>153,886,935</b>	<b>147,842,795</b>

# School District No. 33 (Chilliwack)

Amended Annual Budget - Special Purpose Revenue and Expense  
Year Ended June 30, 2022

	<b>2022 Amended Annual Budget</b>	2022 Annual Budget
	\$	\$
<b>Revenues</b>		
Provincial Grants		
Ministry of Education	<b>13,677,616</b>	10,679,240
Other		47,404
Other Revenue	<b>2,989,985</b>	2,985,000
Investment Income	<b>17,500</b>	17,500
<b>Total Revenue</b>	<b>16,685,101</b>	13,729,144
<b>Expenses</b>		
Instruction	<b>16,228,670</b>	13,272,713
Operations and Maintenance	<b>456,431</b>	456,431
<b>Total Expense</b>	<b>16,685,101</b>	13,729,144
<b>Budgeted Surplus (Deficit), for the year</b>	<b>-</b>	-

# School District No. 33 (Chilliwack)

Amended Annual Budget - Changes in Special Purpose Funds  
Year Ended June 30, 2022

	Annual Facility Grant	Learning Improvement Fund	Special Education Equipment	Scholarships and Bursaries	School Generated Funds	Strong Start	Ready, Set, Learn	OLEP	CommunityLINK
	\$	\$	\$	\$	\$	\$		\$	\$
<b>Deferred Revenue, beginning of year</b>		8,861	2,536	289,381	918,560	-	12,317	23,924	4,819
<b>Add:</b> Restricted Grants									
Provincial Grants - Ministry of Education	456,531	501,688				224,000	49,000	145,607	728,611
Other				85,000	2,900,000				
Investment Income				2,500	15,000				
	456,531	501,688	-	87,500	2,915,000	224,000	49,000	145,607	728,611
<b>Less:</b> Allocated to Revenue Recovered	456,531	510,549	2,536	87,500	2,915,000	224,000	61,317	169,531	733,430
<b>Deferred Revenue, end of year</b>	-	-	-	<b>289,381</b>	<b>918,560</b>	-	-	-	-
<b>Revenues</b>									
Provincial Grants - Ministry of Education	456,531	510,549	2,536			224,000	61,317	169,531	733,430
Other Revenue				85,000	2,900,000				
Investment Income				2,500	15,000				
	456,531	510,549	2,536	87,500	2,915,000	224,000	61,317	169,531	733,430
<b>Expenses</b>									
Salaries									
Teachers								50,337	
Principals and Vice Principals									
Educational Assistants		393,657							533,520
Support Staff						168,820	4,046		
Other Professionals									
Substitutes								2,517	
	-	393,657	-	-	-	168,820	4,046	52,854	533,520
Employee Benefits		116,892				55,180	1,322	11,893	148,244
Services and Supplies	456,531		2,536	87,500	2,915,000		55,949	104,784	51,666
	456,531	510,549	2,536	87,500	2,915,000	224,000	61,317	169,531	733,430
<b>Net Revenue (Expense)</b>	-	-	-	-	-	-	-	-	-
<b>Additional Expenses funded by, and reported in, the Operating Fund</b>						15,531	31,067		

# School District No. 33 (Chilliwack)

Amended Annual Budget - Changes in Special Purpose Funds  
Year Ended June 30, 2022

	Classroom Enhancement Fund - Overhead	Classroom Enhancement Fund - Staffing	Classroom Enhancement Fund - Remedies	First Nation Student Transportation	Mental Health in Schools	Changing Results for Young Children	Safe Return to School / Restart: Health & Safety Grant	Federal Safe Return to Class Fund
	\$	\$	\$	\$	\$	\$	\$	\$
<b>Deferred Revenue, beginning of year</b>	-	387,203	261,725	91,671	22,007	13,403	-	-
<b>Add:</b> Restricted Grants								
Provincial Grants - Ministry of Education	390,638	10,139,916	37,032	219,700	120,482	4,200	348,673	
Other								
Investment Income								
	390,638	10,139,916	37,032	219,700	120,482	4,200	348,673	-
<b>Less:</b> Allocated to Revenue	390,638	10,139,916	37,032	311,371	142,489	17,603	348,673	-
Recovered		387,203	261,725					
<b>Deferred Revenue, end of year</b>	-	-	-	-	-	-	-	-
<b>Revenues</b>								
Provincial Grants - Ministry of Education	390,638	10,139,916	37,032	311,371	142,489	17,603	348,673	
Other Revenue								
Investment Income								
	390,638	10,139,916	37,032	311,371	142,489	17,603	348,673	-
<b>Expenses</b>								
Salaries								
Teachers		8,202,087						
Principals and Vice Principals	91,215							
Educational Assistants								
Support Staff	77,265						184,870	
Other Professionals	10,427							
Substitutes	150,095		28,589					
	329,002	8,202,087	28,589	-	-	-	184,870	-
Employee Benefits	39,292	1,937,829	8,443				53,114	
Services and Supplies	22,344			311,371	142,489	17,603	110,689	
	390,638	10,139,916	37,032	311,371	142,489	17,603	348,673	-
<b>Net Revenue (Expense)</b>	-	-	-	-	-	-	-	-
<b>Additional Expenses funded by, and reported in, the Operating Fund</b>	232,571							

# School District No. 33 (Chilliwack)

Amended Annual Budget - Changes in Special Purpose Funds

Year Ended June 30, 2022

	Seamless Day Kindergarten	After School Sports Initiative	Miscellaneous Grants	TOTAL
	\$	\$	\$	\$
<b>Deferred Revenue, beginning of year</b>	-	43,409	4,985	<b>2,084,801</b>
<b>Add:</b> Restricted Grants				
Provincial Grants - Ministry of Education	35,000	53,591		<b>13,454,669</b>
Other				<b>2,985,000</b>
Investment Income				<b>17,500</b>
	35,000	53,591	-	<b>16,457,169</b>
<b>Less:</b> Allocated to Revenue	35,000	97,000	4,985	<b>16,685,101</b>
Recovered				<b>648,928</b>
<b>Deferred Revenue, end of year</b>	-	-	-	<b>1,207,941</b>
<b>Revenues</b>				
Provincial Grants - Ministry of Education	35,000	97,000		<b>13,677,616</b>
Other Revenue			4,985	<b>2,989,985</b>
Investment Income				<b>17,500</b>
	35,000	97,000	4,985	<b>16,685,101</b>
<b>Expenses</b>				
Salaries				
Teachers				<b>8,252,424</b>
Principals and Vice Principals				<b>91,215</b>
Educational Assistants				<b>927,177</b>
Support Staff	27,450			<b>462,451</b>
Other Professionals				<b>10,427</b>
Substitutes				<b>181,201</b>
	27,450	-	-	<b>9,924,895</b>
Employee Benefits	7,550			<b>2,379,759</b>
Services and Supplies		97,000	4,985	<b>4,380,447</b>
	35,000	97,000	4,985	<b>16,685,101</b>
<b>Net Revenue (Expense)</b>	-	-	-	-
<b>Additional Expenses funded by, and reported in, the Operating Fund</b>				<b>279,169</b>



# School District No. 33 (Chilliwack)

Amended Annual Budget - Capital Revenue and Expense  
Year Ended June 30, 2022

	2022 Amended Annual Budget			2022 Annual Budget
	Invested in Tangible Capital Assets	Local Capital	Fund Balance	
	\$	\$	\$	\$
<b>Revenues</b>				
Provincial Grants				
Ministry of Education	1,787,608		<b>1,787,608</b>	1,787,608
Amortization of Deferred Capital Revenue	7,031,930		<b>7,031,930</b>	7,031,930
<b>Total Revenue</b>	<b>8,819,538</b>	-	<b>8,819,538</b>	8,819,538
<b>Expenses</b>				
Operations and Maintenance	1,787,608		<b>1,787,608</b>	1,787,608
Amortization of Tangible Capital Assets				
Operations and Maintenance	7,614,374		<b>7,614,374</b>	7,614,374
Transportation and Housing	561,508		<b>561,508</b>	561,508
<b>Total Expense</b>	<b>9,963,490</b>	-	<b>9,963,490</b>	9,963,490
<b>Net Revenue (Expense)</b>	<b>(1,143,952)</b>	-	<b>(1,143,952)</b>	(1,143,952)
<b>Net Transfers (to) from other funds</b>				
Local Capital		404,000	<b>404,000</b>	392,856
<b>Total Net Transfers</b>	-	<b>404,000</b>	<b>404,000</b>	392,856
<b>Other Adjustments to Fund Balances</b>				
Tangible Capital Assets Purchased from Local Capital	477,274	(477,274)	-	
<b>Total Other Adjustments to Fund Balances</b>	<b>477,274</b>	<b>(477,274)</b>	-	
<b>Budgeted Surplus (Deficit), for the year</b>	<b>(666,678)</b>	<b>(73,274)</b>	<b>(739,952)</b>	(751,096)