

**GOAL:** To provide information regarding enrolment figures after Boundary review for Stitó:s Lá:lém totí:lt Elementary / Middle School to open September 2022.

**OUTCOME:** Clear understanding of enrolment data at Middle and High Schools on the South Side.



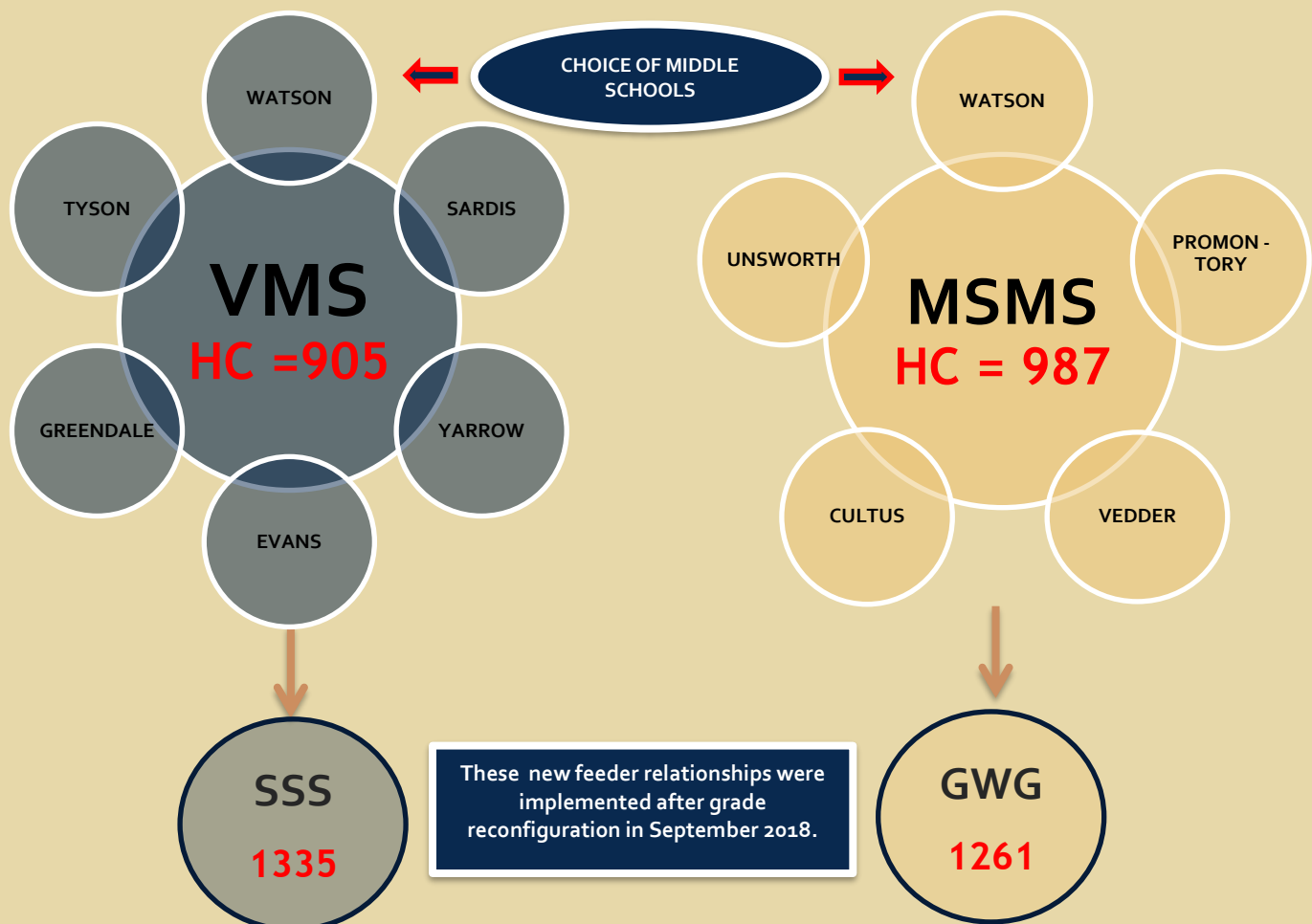
Chilliwack  
School District

## BOUNDARY REVIEW AND FEEDER SCHOOL RELATIONSHIPS 2021

### BOUNDARY REVIEW GUIDING PRINCIPLES:

- ✓ Balance the enrollment at all three middle schools, as well as the two high schools on the south side.
- ✓ Consider feeder elementary school relationships such that most of the students can walk to their respective middle schools and high schools.
- ✓ Ensure that we eliminate the use of portables at all sites and plan for growth taking into consideration school functional capacity.
- ✓ Maintain designated elementary/high school feeder relationships.
- ✓ Ensure safe active travel routes within catchment areas (city sidewalks and clear walking pathways).
- ✓ Provide space at each school to accommodate future growth.
- ✓ Ensure that schools in the Vedder Corridor have capacity to accommodate growth from planned future builds as per information from the City of Chilliwack.
- ✓ Continue to provide the opportunity for choice through student transfers where space permits, particularly at middle and secondary levels.
- ✓ Limit the amount of change for schools, parents and community given current feeder relationships.
- ✓ Ensure legacy practice of families continuing at their current elementary/middle schools with the caveat that bussing will not be provided for students that choose not to transition to their new catchment school - Stitó:s Lá:lém totí:lt Elementary/Middle school.

### FEEDER SCHOOL RELATIONSHIPS BEFORE BOUNDARY ADJUSTMENT



**GOAL:** To provide information regarding enrolment figures after Boundary review for Stitó:s Lá:lém totí:lt Elementary / Middle School to open September 2022.

**OUTCOME:** Clear understanding of enrolment data at Middle and High Schools on the South Side.



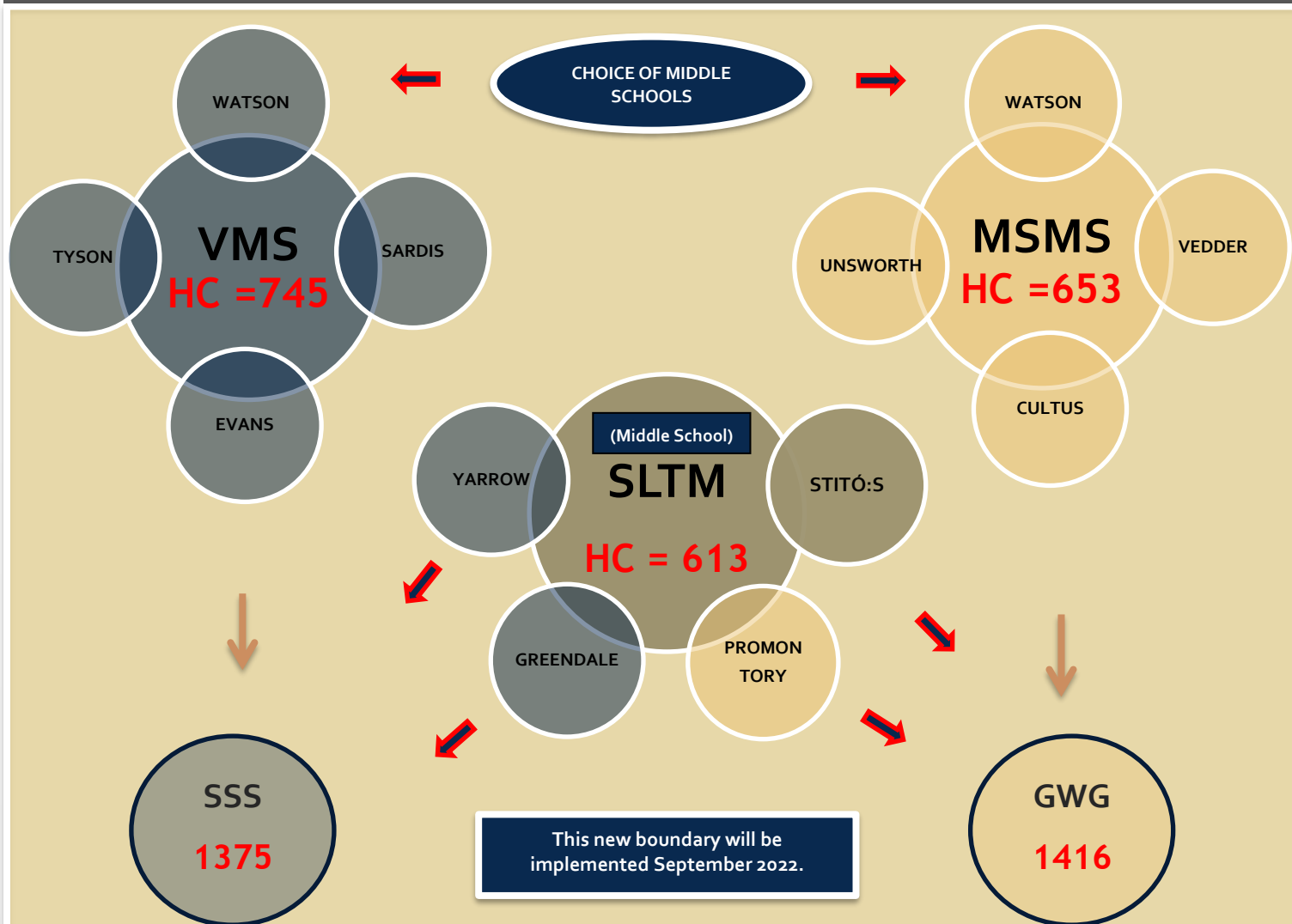
Chilliwack  
School District

## BOUNDARY REVIEW AND FEEDER SCHOOL RELATIONSHIPS 2021

### New Feeder Elementary School Relationships After Boundary Review:

- ✓ Students at Watson Elementary will have the choice to attend Mount Slesse Middle or Vedder Middle.
- ✓ To balance the enrollment at middle schools, Promontory Elementary, Greendale Elementary and Yarrow Elementary grade 5 students will transition into Stitó:s Lá:lém totí:lt Elementary/Middle School in grade 6.
- ✓ The new Stitó:s Lá:lém totí:lt Elementary/Middle School boundary will change the existing boundaries of Unsworth Elementary, Vedder Elementary and Watson Elementary.
- ✓ Students from Stitó:s Lá:lém totí:lt Elementary (k-5) and students who transitioned to Stitó:s Lá:lém totí:lt Middle from Promontory Elementary at grade 6 will transition to G.W.Graham Secondary school at grade 9.
- ✓ Students from Greendale and Yarrow who transitioned to Stitó:s Lá:lém totí:lt Middle will transition to Sardis Secondary at grade 9.

### FEEDER SCHOOL RELATIONSHIPS AFTER BOUNDARY ADJUSTMENT



**GOAL:** To provide information regarding enrolment figures after Boundary review for Stitó:s Lá:lém totí:lt Elementary / Middle School to open September 2022.

**OUTCOME:** Clear understanding of enrolment data at Middle and High Schools on the South Side.



**Chilliwack  
School District**

## BOUNDARY REVIEW AND FEEDER SCHOOL RELATIONSHIPS 2021

### Stitó:s Lá:lém totí:lt Elementary/Middle School Boundary Information:

#### School Boundary Data

Summary	Capacity	Avg	2021	2022	2023	2024	2025	2026
<b>VMS</b> - Sardis, Tyson, Evans, 0.5 Watson, French Immersion	600	745	905	725	743	768	742	747
<b>MSMS</b> - Vedder, Unsworth, Cultus, 0.5 Watson	650	653	987	846	687	581	548	602
<b>Stitó:s Elementary/Middle</b> – Promontory, Greendale, Yarrow	M= 600 E= 300	794	N/A	536	755	850	916	914
<b>SSS</b> - Sardis, Tyson, FI, Evans, 0.5 Watson, Yarrow, Cultus	1200	1375	1335	1391	1398	1352	1393	1339
<b>GWG</b> - Vedder, Unsworth, Greendale, Promontory, 0.5 Watson	900	1416	1261	1315	1349	1475	1505	1435

### Data Analysis Information and Process

The boundary review process for Stitó:s Lá:lém totí:lt Elementary/Middle School commenced March of 2021 and is scheduled to be completed Monday, September 27, 2021. As per Board Regulation 8o6.1 – Opening and Closing Schools, the Superintendent will recommend changes to the catchment areas and develop a public consultation process prior to implementing the changes.

As such, a motion to approve a public consultation process to garner feedback from the community using Chilliwack School District “let’s Talk Chilliwack” engagement website will be presented at the June 15 public Board meeting. Information from the consultation process that will run from June 16 to September 27 will be presented to the Board of Education at its October 5, 2021, public meeting. Based on the feedback, a final motion to approve a boundary for Stitó:s Lá:lém totí:lt Elementary/Middle School will be presented to the Board of Education at its November 9 public meeting.

The following information was considered when reviewing the boundary information for Stitó:s Lá:lém totí:lt Elementary/Middle School:

1. All new building information from the City of Chilliwack on the south side of highway #1 and projected growth rates was reviewed. Using participation rates and assumptions based on previous data from build projects from the City of Chilliwack, the district calculated the potential growth rate over 4-years in different school neighbourhoods to be included in the above projections.
2. Participation, youth population data, in-migration and birth rates at all schools on the south side of highway #1.
3. Safety of students who walk to school reviewed based on walk limits information (defined by Administrative Regulation 710.1).
4. Growth trend data from the last 10 years.
5. School capital project information and revised functional school capacities.
6. Schools that have a limited footprint and unable to accommodate a future expansion.

**GOAL:** To provide information regarding enrolment figures after Boundary review for Stitó:s Lá:lém totí:lt Elementary / Middle School to open September 2022.

**OUTCOME:** Clear understanding of enrolment data at Middle and High Schools on the South Side.



**Chilliwack  
School District**

## BOUNDARY REVIEW AND FEEDER SCHOOL RELATIONSHIPS 2021

### Stitó:s Lá:lém totí:lt Elementary/Middle School Boundary Information:

#### Stitó:s Lá:lém totí:lt Elementary/Middle School Capacity: 900

Grade	2021	2022	2023	2024	2025	2026
K	30	22	27	32	37	37
1	15	25	27	32	37	37
2	25	15	30	32	45	42
3	20	25	20	35	37	22
4	25	20	25	25	40	37
5	23	25	20	30	30	40
6	165	219	210	217	238	219
7	19	166	225	216	231	244
8	29	19	171	231	221	236
<b>Total Enrollment</b>	<b>351</b>	<b>536</b>	<b>755</b>	<b>850</b>	<b>916</b>	<b>914</b>

### Rationale For New Boundary Option

1. This option balances out the enrollment at the three middle school and the two high schools, considering the future growth in the Vedder/Promontory corridor. Vedder Elementary will not be used as an overflow school for Promontory given that there is space at Stitó:s Lá:lém totí:lt, catchment school for Promontory Elementary.
2. Enrollment at each middle and high school ensures that the functional capacity at each site is not exceeded consistently and that long term use of portables is minimized.
3. Bussing Promontory students to Stitó:s Lá:lém totí:lt will extend their bus ride minimally.
4. This option adheres very closely to all principles outlined and maintains most of the existing feeder family relationships.
5. All elementary schools continue to feed into the same secondary schools.
6. All elementary schools maintain the same feeder middle relationships other than Promontory, Greendale and Yarrow; all three bussing schools that will transition to Stitó:s Lá:lém totí:lt.
7. Lower enrollment at Mount Slesse Middle School compared to Vedder Middle School will be able to accommodate future growth along the Vedder/Promontory corridor.
8. In its first couple of years, Stitó:s Lá:lém totí:lt Elementary / Middle School will have capacity to accommodate students from out of catchment.
9. Continue to give Watson elementary students the option of attending either middle school given the proximity of their residences to either VMS or MSMS.
10. This option continues to minimize bussing costs, as there will not be any new routes added to accommodate the change in boundaries at Middle Schools.

**GOAL:** To provide information regarding enrolment figures after Boundary review for Stitó:s Lá:lém totí:lt Elementary / Middle School to open September 2022.

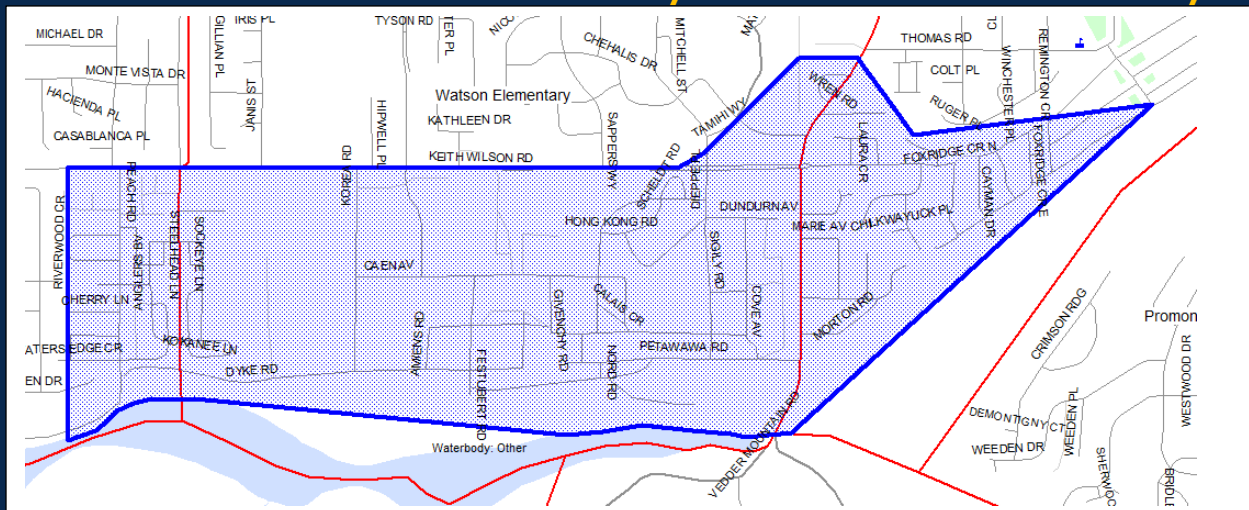
**OUTCOME:** Clear understanding of enrolment data at Middle and High Schools on the South Side.



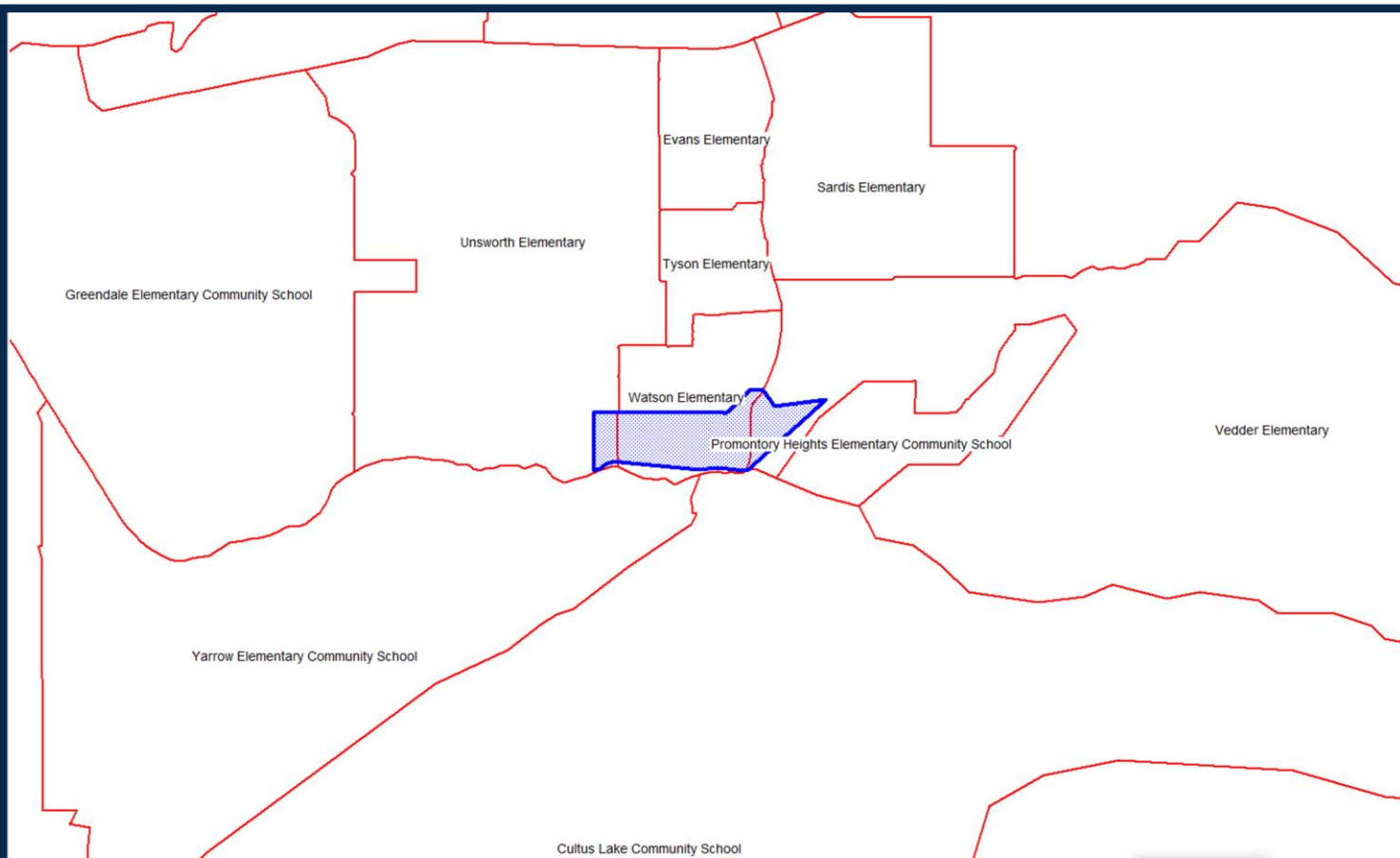
Chilliwack  
School District

## BOUNDARY REVIEW AND FEEDER SCHOOL RELATIONSHIPS 2021

### Stitó:s Lá:lém totí:lt Elementary/Middle School Boundary:



### Stitó:s Lá:lém totí:lt Boundary Relative To Other Elementary Boundaries



The Stitó:s Lá:lém totí:lt boundary will include components of the boundaries from Unsworth, Watson and Vedder Elementary schools. The new Stitó:s Lá:lém totí:lt boundary will negatively impact the enrollment at Unsworth elementary in September 2022, as Unsworth's enrollment will be reduced by about 90 students. Given previous growth in the area, the Chilliwack School District closed the Unsworth boundary in 2017. Once approved by the Board of Education, the Chilliwack School District will open the Unsworth boundary to accommodate students from out of catchment who wish to enroll at the school effective September 2022.