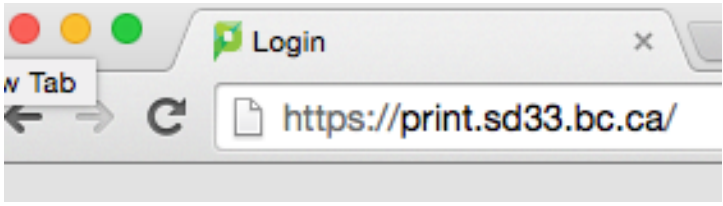



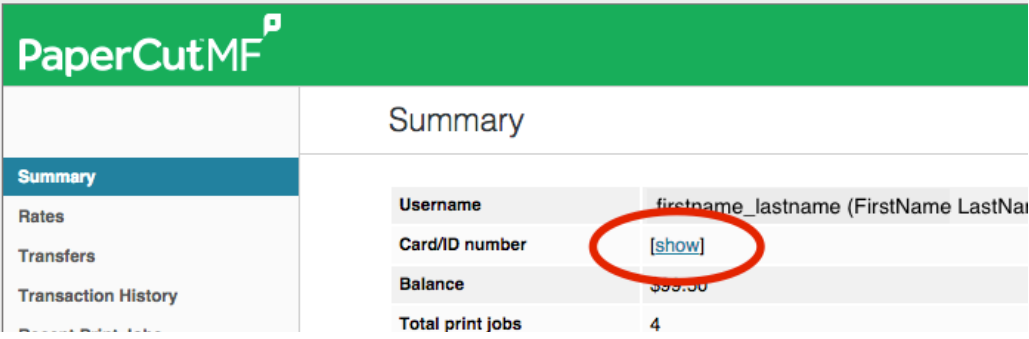
Finding Your Print Code



1 Go to <https://print.sd33.bc.ca> in your web browser.



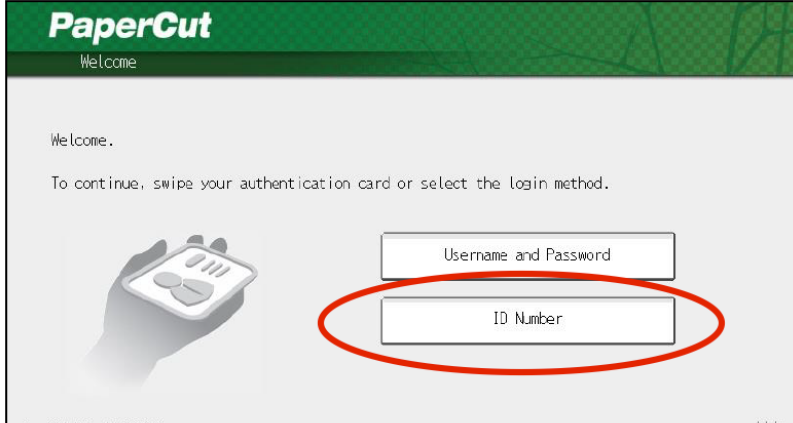
2 Sign in with your regular user name (firstname_lastname) and password.



3 Click "Show" Next to Card/ID number to view your print code.

Summary	
Username	firstname_lastname (FirstName LastName)
Card/ID number	show
Balance	\$99.00
Total print jobs	4

At the photocopier, push the ID Number button then enter your Print Code to use the copier!



PaperCut
Welcome

Welcome.

To continue, swipe your authentication card or select the login method.

Username and Password

ID Number

PaperCut MF - 13.0.21091 Admin