

Amended Annual Budget

**School District No. 33 (Chilliwack)**

June 30, 2016

# School District No. 33 (Chilliwack)

June 30, 2016

## Table of Contents

Bylaw .....	1
Amended Annual Budget - Revenue and Expense - Statement 2 .....	2
Amended Annual Budget - Changes in Net Financial Assets (Debt) - Statement 4 .....	4
Amended Annual Budget - Schedule of Changes in Accumulated Surplus (Deficit) by Fund - Schedule 1 .....	5
Amended Annual Budget - Operating Revenue and Expense - Schedule 2 .....	6
Schedule 2A - Amended Annual Budget - Schedule of Operating Revenue by Source .....	7
Schedule 2B - Amended Annual Budget - Schedule of Operating Expense by Source .....	8
Schedule 2C - Amended Annual Budget - Operating Expense by Function, Program and Object .....	9
Amended Annual Budget - Special Purpose Revenue and Expense - Schedule 3 .....	11
Schedule 3A - Amended Annual Budget - Changes in Special Purpose Funds .....	12
Amended Annual Budget - Capital Revenue and Expense - Schedule 4 .....	14

\*NOTE - Statement 1, Statement 3, Statement 5 and Schedules 4A - 4D are used for Financial Statement reporting only.

## AMENDED ANNUAL BUDGET BYLAW

A Bylaw of THE BOARD OF EDUCATION OF SCHOOL DISTRICT NO. 33 (CHILLIWACK) (called the "Board") to adopt the Amended Annual Budget of the Board for the fiscal year 2015/2016 pursuant to section 113 of the *School Act*, R.S.B.C., 1996, c. 412 as amended from time to time (called the "Act").


1. Board has complied with the provisions of the Act respecting the Amended Annual Budget adopted by this bylaw.
2. This bylaw may be cited as School District No. 33 (Chilliwack) Amended Annual Budget Bylaw for fiscal year 2015/2016.
3. The attached Statement 2 showing the estimated revenue and expense for the 2015/2016 fiscal year and the total budget bylaw amount of \$137,448,721 for the 2015/2016 fiscal year was prepared in accordance with the *Act*.
4. Statement 2, 4 and Schedules 1 to 4 are adopted as the Amended Annual Budget of the Board for the fiscal year 2015/2016.


READ A FIRST TIME THE 19 DAY OF January, 2016;

READ A SECOND TIME THE 19 DAY OF January, 2016;


READ A THIRD TIME, PASSED AND ADOPTED THE 19 DAY OF January, 2016;



  
\_\_\_\_\_  
Chairperson of the Board

  
\_\_\_\_\_  
Secretary Treasurer

I HEREBY CERTIFY this to be a true original of School District No. 33 (Chilliwack) Amended Annual Budget Bylaw 2015/2016, adopted by the Board the 19 DAY OF January, 2016.

  
\_\_\_\_\_  
Secretary Treasurer

# School District No. 33 (Chilliwack)

Statement 2

Amended Annual Budget - Revenue and Expense

Year Ended June 30, 2016


	2016 Amended Annual Budget	2016 Annual Budget
<b>Ministry Operating Grant Funded FTE's</b>		
School-Age	13,044,660	12,671,000
Adult	86,563	165,000
Other	-	100,375
<b>Total Ministry Operating Grant Funded FTE's</b>	<b>13,131,223</b>	<b>12,936,375</b>
<b>Revenues</b>	<b>\$</b>	<b>\$</b>
Provincial Grants		
Ministry of Education	119,417,969	115,244,464
Other	166,912	45,000
Tuition	1,212,471	1,000,000
Other Revenue	5,627,961	5,727,531
Rentals and Leases	380,000	380,000
Investment Income	310,000	307,500
Amortization of Deferred Capital Revenue	6,922,518	6,922,518
<b>Total Revenue</b>	<b>134,037,831</b>	<b>129,627,013</b>
<b>Expenses</b>		
Instruction	110,783,837	106,044,285
District Administration	3,624,901	3,306,893
Operations and Maintenance	19,309,721	18,976,090
Transportation and Housing	3,554,762	3,288,833
<b>Total Expense</b>	<b>137,273,221</b>	<b>131,616,101</b>
<b>Net Revenue (Expense)</b>	<b>(3,235,390)</b>	<b>(1,989,088)</b>
<b>Budgeted Allocation (Retirement) of Surplus (Deficit)</b>	<b>2,338,691</b>	<b>1,031,889</b>
<b>Budgeted Surplus (Deficit), for the year</b>	<b>(896,699)</b>	<b>(957,199)</b>
<b>Budgeted Surplus (Deficit), for the year comprised of:</b>		
Operating Fund Surplus (Deficit)		
Special Purpose Fund Surplus (Deficit)		
Capital Fund Surplus (Deficit)	(896,699)	(957,199)
<b>Budgeted Surplus (Deficit), for the year</b>	<b>(896,699)</b>	<b>(957,199)</b>

# School District No. 33 (Chilliwack)


Amended Annual Budget - Revenue and Expense  
Year Ended June 30, 2016

	2016 Amended Annual Budget	2016 Annual Budget
<b>Budget Bylaw Amount</b>		
Operating - Total Expense	121,724,593	116,389,326
Special Purpose Funds - Total Expense	7,553,911	7,232,058
Capital Fund - Total Expense	7,994,717	7,994,717
Capital Fund - Tangible Capital Assets Purchased from Local Capital	175,500	
<b>Total Budget Bylaw Amount</b>	<b>137,448,721</b>	<b>131,616,101</b>


## Approved by the Board

  
\_\_\_\_\_  
Signature of the Chairperson of the Board of Education

Jan 20/16  
\_\_\_\_\_  
Date Signed

  
\_\_\_\_\_  
Signature of the Superintendent

Jan 20/16  
\_\_\_\_\_  
Date Signed

  
\_\_\_\_\_  
Signature of the Secretary-Treasurer

Jan. 20/16  
\_\_\_\_\_  
Date Signed

# School District No. 33 (Chilliwack)

Amended Annual Budget - Changes in Net Financial Assets (Debt)  
Year Ended June 30, 2016

	2016 Amended Annual Budget	2016 Annual Budget
	\$	\$
Surplus (Deficit) for the year	<u>(3,235,390)</u>	<u>(1,989,088)</u>
Effect of change in Tangible Capital Assets		
Acquisition of Tangible Capital Assets		
From Local Capital	<u>(175,500)</u>	
Total Acquisition of Tangible Capital Assets	<u>(175,500)</u>	-
Amortization of Tangible Capital Assets	<u>7,994,717</u>	<u>7,994,717</u>
Total Effect of change in Tangible Capital Assets	<u>7,819,217</u>	<u>7,994,717</u>
	<u>-</u>	<u>-</u>
(Increase) Decrease in Net Financial Assets (Debt)	<u>4,583,827</u>	<u>6,005,629</u>

# School District No. 33 (Chilliwack)

Amended Annual Budget - Schedule of Changes in Accumulated Surplus (Deficit) by Fund  
Year Ended June 30, 2016

	<b>Operating Fund</b>	<b>Special Purpose Fund</b>	<b>Capital Fund</b>	<b>2016 Amended Annual Budget</b>
	\$	\$	\$	\$
<b>Accumulated Surplus (Deficit), beginning of year</b>	4,529,677	73,261	55,800,659	60,403,597
<b>Changes for the year</b>				
Net Revenue (Expense) for the year	(2,163,191)		(1,072,199)	(3,235,390)
Interfund Transfers				
Local Capital	(175,500)		175,500	-
<b>Net Changes for the year</b>	<u>(2,338,691)</u>	<u>-</u>	<u>(896,699)</u>	<u>(3,235,390)</u>
<b>Budgeted Accumulated Surplus (Deficit), end of year</b>	<u>2,190,986</u>	<u>73,261</u>	<u>54,903,960</u>	<u>57,168,207</u>

# School District No. 33 (Chilliwack)

Schedule 2

Amended Annual Budget - Operating Revenue and Expense  
Year Ended June 30, 2016

	2016 Amended Annual Budget	2016 Annual Budget
	\$	\$
<b>Revenues</b>		
Provincial Grants		
Ministry of Education	114,915,020	111,085,205
Other	90,000	
Tuition	1,212,471	1,000,000
Other Revenue	2,683,911	2,732,232
Rentals and Leases	380,000	380,000
Investment Income	280,000	260,000
<b>Total Revenue</b>	<u>119,561,402</u>	<u>115,457,437</u>
<b>Expenses</b>		
Instruction	103,768,993	99,307,619
District Administration	3,624,901	3,306,893
Operations and Maintenance	11,264,828	10,974,872
Transportation and Housing	3,065,871	2,799,942
<b>Total Expense</b>	<u>121,724,593</u>	<u>116,389,326</u>
<b>Net Revenue (Expense)</b>	<u>(2,163,191)</u>	<u>(931,889)</u>
<b>Budgeted Prior Year Surplus Appropriation</b>	<u>2,338,691</u>	<u>1,031,889</u>
<b>Net Transfers (to) from other funds</b>		
Local Capital	(175,500)	(100,000)
<b>Total Net Transfers</b>	<u>(175,500)</u>	<u>(100,000)</u>
<b>Budgeted Surplus (Deficit), for the year</b>	<u>-</u>	<u>-</u>



# School District No. 33 (Chilliwack)

Amended Annual Budget - Schedule of Operating Revenue by Source  
 Year Ended June 30, 2016

	2016 Amended Annual Budget	2016 Annual Budget
	\$	\$
<b>Provincial Grants - Ministry of Education</b>		
Operating Grant, Ministry of Education	115,594,387	111,981,581
AANDC/LEA Recovery	(1,956,191)	(2,067,000)
Other Ministry of Education Grants		
Pay Equity	864,624	864,624
Education Guarantee	300,000	236,000
Carbon Tax Reimbursement	80,000	70,000
Curriculum Implementation	19,600	
FSA Scoring	12,600	
<b>Total Provincial Grants - Ministry of Education</b>	<u>114,915,020</u>	<u>111,085,205</u>
<b>Provincial Grants - Other</b>	<u>90,000</u>	
<b>Tuition</b>		
Offshore Tuition Fees	1,212,471	1,000,000
<b>Total Tuition</b>	<u>1,212,471</u>	<u>1,000,000</u>
<b>Other Revenues</b>		
LEA/Direct Funding from First Nations	1,956,191	2,067,000
Miscellaneous		
Energy Program	100,000	70,000
Print Shop	80,000	70,000
Distance Ed. Textbook & Course Fees	100,000	100,000
Bus Fees	360,000	400,000
Other Miscellaneous	87,720	25,232
<b>Total Other Revenue</b>	<u>2,683,911</u>	<u>2,732,232</u>
<b>Rentals and Leases</b>	<u>380,000</u>	<u>380,000</u>
<b>Investment Income</b>	<u>280,000</u>	<u>260,000</u>
<b>Total Operating Revenue</b>	<u><u>119,561,402</u></u>	<u><u>115,457,437</u></u>

# School District No. 33 (Chilliwack)

Schedule 2B

Amended Annual Budget - Schedule of Operating Expense by Source  
Year Ended June 30, 2016

	2016 Amended Annual Budget	2016 Annual Budget
	\$	\$
<b>Salaries</b>		
Teachers	51,409,449	50,612,142
Principals and Vice Principals	6,490,585	6,073,175
Educational Assistants	8,790,948	8,127,849
Support Staff	11,036,332	10,830,651
Other Professionals	2,718,280	2,518,903
Substitutes	4,993,013	4,579,738
<b>Total Salaries</b>	<b>85,438,607</b>	<b>82,742,458</b>
<b>Employee Benefits</b>	<b>21,474,759</b>	<b>21,113,715</b>
<b>Total Salaries and Benefits</b>	<b>106,913,366</b>	<b>103,856,173</b>
<b>Services and Supplies</b>		
Services	4,609,967	2,985,957
Student Transportation	11,600	17,520
Professional Development and Travel	800,964	778,709
Rentals and Leases	41,500	84,500
Dues and Fees	194,579	187,950
Insurance	354,000	358,456
Supplies	7,096,617	6,353,061
Utilities	1,702,000	1,767,000
<b>Total Services and Supplies</b>	<b>14,811,227</b>	<b>12,533,153</b>
<b>Total Operating Expense</b>	<b>121,724,593</b>	<b>116,389,326</b>

# School District No. 33 (Chilliwack)

Amended Annual Budget - Operating Expense by Function, Program and Object

Year Ended June 30, 2016

	Teachers Salaries	Principals and Vice Principals Salaries	Educational Assistants Salaries	Support Staff Salaries	Other Professionals Salaries	Substitutes Salaries	Total Salaries
	\$	\$	\$	\$	\$	\$	\$
<b>1 Instruction</b>							
1.02 Regular Instruction	42,397,939	826,155	387,150	584,278		3,213,247	47,408,769
1.03 Career Programs				406,236	69,391	13,748	489,375
1.07 Library Services	1,110,837	65,359		106,579		20,018	1,302,793
1.08 Counselling	1,822,833	97,750				95,086	2,015,669
1.10 Special Education	4,569,727	368,527	7,504,696	67,462		550,495	13,060,907
1.30 English Language Learning	750,412	24,426				4,004	778,842
1.31 Aboriginal Education	375,232		899,102	40,170	69,391	221,547	1,605,442
1.41 School Administration		4,890,420		2,246,452	478,670	139,706	7,755,248
1.60 Summer School	90,936						90,936
1.61 Continuing Education	150,093			16,941			167,034
1.62 Off Shore Students	141,440	101,908		20,402		2,002	265,752
1.64 Other				104,380	86,674	10,009	201,063
<b>Total Function 1</b>	<b>51,409,449</b>	<b>6,374,545</b>	<b>8,790,948</b>	<b>3,592,900</b>	<b>704,126</b>	<b>4,269,862</b>	<b>75,141,830</b>
<b>4 District Administration</b>							
4.11 Educational Administration					677,744		677,744
4.40 School District Governance					132,561		132,561
4.41 Business Administration		116,040		569,611	755,485	27,525	1,468,661
<b>Total Function 4</b>	<b>-</b>	<b>116,040</b>	<b>-</b>	<b>569,611</b>	<b>1,565,790</b>	<b>27,525</b>	<b>2,278,966</b>
<b>5 Operations and Maintenance</b>							
5.41 Operations and Maintenance Administration				74,292	366,595	20,018	460,905
5.50 Maintenance Operations				4,724,064		350,315	5,074,379
5.52 Maintenance of Grounds				508,747		65,059	573,806
5.56 Utilities							-
<b>Total Function 5</b>	<b>-</b>	<b>-</b>	<b>-</b>	<b>5,307,103</b>	<b>366,595</b>	<b>435,392</b>	<b>6,109,090</b>
<b>7 Transportation and Housing</b>							
7.41 Transportation and Housing Administration				99,118	81,769	10,009	190,896
7.70 Student Transportation				1,467,600		250,225	1,717,825
<b>Total Function 7</b>	<b>-</b>	<b>-</b>	<b>-</b>	<b>1,566,718</b>	<b>81,769</b>	<b>260,234</b>	<b>1,908,721</b>
<b>9 Debt Services</b>							
<b>Total Function 9</b>	<b>-</b>	<b>-</b>	<b>-</b>	<b>-</b>	<b>-</b>	<b>-</b>	<b>-</b>
<b>Total Functions 1 - 9</b>	<b>51,409,449</b>	<b>6,490,585</b>	<b>8,790,948</b>	<b>11,036,332</b>	<b>2,718,280</b>	<b>4,993,013</b>	<b>85,438,607</b>

# School District No. 33 (Chilliwack)

Amended Annual Budget - Operating Expense by Function, Program and Object

Year Ended June 30, 2016

	Total Salaries	Employee Benefits	Total Salaries and Benefits	Services and Supplies	2016 Amended Annual Budget	2016 Annual Budget
	\$	\$	\$	\$	\$	\$
<b>1 Instruction</b>						
1.02 Regular Instruction	47,408,769	12,015,538	59,424,307	5,849,240	65,273,547	62,770,690
1.03 Career Programs	489,375	106,396	595,771	466,738	1,062,509	962,753
1.07 Library Services	1,302,793	333,976	1,636,769	139,891	1,776,660	1,731,611
1.08 Counselling	2,015,669	512,087	2,527,756		2,527,756	2,498,175
1.10 Special Education	13,060,907	3,514,337	16,575,244	1,475,295	18,050,539	17,250,985
1.30 English Language Learning	778,842	199,808	978,650	22,463	1,001,113	1,132,496
1.31 Aboriginal Education	1,605,442	394,995	2,000,437	750,658	2,751,095	2,348,165
1.41 School Administration	7,755,248	1,872,587	9,627,835	405,569	10,033,404	9,362,782
1.60 Summer School	90,936	23,397	114,333	10,000	124,333	111,432
1.61 Continuing Education	167,034	43,084	210,118	25,500	235,618	156,218
1.62 Off Shore Students	265,752	67,475	333,227	246,790	580,017	513,302
1.64 Other	201,063	44,939	246,002	106,400	352,402	469,010
<b>Total Function 1</b>	<b>75,141,830</b>	<b>19,128,619</b>	<b>94,270,449</b>	<b>9,498,544</b>	<b>103,768,993</b>	<b>99,307,619</b>
<b>4 District Administration</b>						
4.11 Educational Administration	677,744	156,855	834,599	104,229	938,828	948,438
4.40 School District Governance	132,561	3,144	135,705	215,654	351,359	255,100
4.41 Business Administration	1,468,661	327,453	1,796,114	538,600	2,334,714	2,103,355
<b>Total Function 4</b>	<b>2,278,966</b>	<b>487,452</b>	<b>2,766,418</b>	<b>858,483</b>	<b>3,624,901</b>	<b>3,306,893</b>
<b>5 Operations and Maintenance</b>						
5.41 Operations and Maintenance Administration	460,905	106,251	567,156	272,000	839,156	654,813
5.50 Maintenance Operations	5,074,379	1,179,526	6,253,905	1,507,000	7,760,905	7,688,413
5.52 Maintenance of Grounds	573,806	129,961	703,767	259,000	962,767	864,646
5.56 Utilities	-	-	-	1,702,000	1,702,000	1,767,000
<b>Total Function 5</b>	<b>6,109,090</b>	<b>1,415,738</b>	<b>7,524,828</b>	<b>3,740,000</b>	<b>11,264,828</b>	<b>10,974,872</b>
<b>7 Transportation and Housing</b>						
7.41 Transportation and Housing Administration	190,896	42,088	232,984	50,600	283,584	253,883
7.70 Student Transportation	1,717,825	400,862	2,118,687	663,600	2,782,287	2,546,059
<b>Total Function 7</b>	<b>1,908,721</b>	<b>442,950</b>	<b>2,351,671</b>	<b>714,200</b>	<b>3,065,871</b>	<b>2,799,942</b>
<b>9 Debt Services</b>						
<b>Total Function 9</b>	<b>-</b>	<b>-</b>	<b>-</b>	<b>-</b>	<b>-</b>	<b>-</b>
<b>Total Functions 1 - 9</b>	<b>85,438,607</b>	<b>21,474,759</b>	<b>106,913,366</b>	<b>14,811,227</b>	<b>121,724,593</b>	<b>116,389,326</b>

# School District No. 33 (Chilliwack)

Amended Annual Budget - Special Purpose Revenue and Expense  
Year Ended June 30, 2016

	<u>2016 Amended Annual Budget</u>	<u>2016 Annual Budget</u>
	\$	\$
<b>Revenues</b>		
Provincial Grants		
Ministry of Education	4,502,949	4,159,259
Other	76,912	45,000
Other Revenue	2,944,050	2,995,299
Investment Income	30,000	32,500
<b>Total Revenue</b>	<u>7,553,911</u>	<u>7,232,058</u>
<b>Expenses</b>		
Instruction	7,014,844	6,736,666
Operations and Maintenance	539,067	495,392
<b>Total Expense</b>	<u>7,553,911</u>	<u>7,232,058</u>
<b>Budgeted Surplus (Deficit), for the year</b>	<u>-</u>	<u>-</u>

**School District No. 33 (Chilliwack)**

Amended Annual Budget - Changes in Special Purpose Funds

Year Ended June 30, 2016

	Annual Facility Grant	Learning Improvement Fund	Special Education Equipment	Scholarships and Bursaries	School Generated Funds	Strong Start	Ready, Set, Learn	OLEP	CommunityLINK
	\$	\$	\$	\$	\$	\$	\$	\$	\$
Deferred Revenue, beginning of year	43,675	233,442	63,646	224,307	1,613,146	-	32,544	23,397	65,011
Add: Restricted Grants									
Provincial Grants - Ministry of Education	495,392	2,347,289	34,000			224,000	49,000	138,292	694,559
Provincial Grants - Other									
Other				70,000	2,800,000				
Investment Income				2,000	28,000				
	495,392	2,347,289	34,000	72,000	2,828,000	224,000	49,000	138,292	694,559
Less: Allocated to Revenue	539,067	2,580,731	70,000	72,000	2,886,000	224,000	81,544	160,923	756,152
Deferred Revenue, end of year	-	-	27,646	224,307	1,555,146	-	-	766	3,418
<b>Revenues</b>									
Provincial Grants - Ministry of Education	539,067	2,580,731	70,000			224,000	81,544	160,923	756,152
Provincial Grants - Other									
Other Revenue				70,000	2,858,000				
Investment Income				2,000	28,000				
	539,067	2,580,731	70,000	72,000	2,886,000	224,000	81,544	160,923	756,152
<b>Expenses</b>									
Salaries									
Teachers		1,556,212						30,112	
Educational Assistants		340,876							484,864
Support Staff					15,000				
Substitutes		184,026			45,000		7,415	3,520	
	-	2,081,114	-	-	60,000	-	7,415	33,632	484,864
Employee Benefits		499,617			6,000		700	7,738	134,312
Services and Supplies	539,067		70,000	72,000	2,820,000	224,000	73,429	119,553	136,976
	539,067	2,580,731	70,000	72,000	2,886,000	224,000	81,544	160,923	756,152
<b>Net Revenue (Expense)</b>	<b>-</b>	<b>-</b>	<b>-</b>	<b>-</b>	<b>-</b>	<b>-</b>	<b>-</b>	<b>-</b>	<b>-</b>

# School District No. 33 (Chilliwack)

Amended Annual Budget - Changes in Special Purpose Funds

Year Ended June 30, 2016

	Service Delivery Transformation	PRP-AMUT Residential	SWIS	Miscellaneous Grants	After School Sports Initiative	TOTAL
	\$	\$	\$	\$	\$	\$
<b>Deferred Revenue, beginning of year</b>	80,180	22,985	1,746	16,050	18,920	2,439,049
<b>Add:</b> Restricted Grants						
Provincial Grants - Ministry of Education		67,547				4,050,079
Provincial Grants - Other					56,246	56,246
Other						2,870,000
Investment Income						30,000
	-	67,547	-	-	56,246	7,006,325
<b>Less:</b> Allocated to Revenue	-	90,532	1,746	16,050	75,166	7,553,911
<b>Deferred Revenue, end of year</b>	<b>80,180</b>	<b>-</b>	<b>-</b>	<b>-</b>	<b>-</b>	<b>1,891,463</b>
<b>Revenues</b>						
Provincial Grants - Ministry of Education		90,532				4,502,949
Provincial Grants - Other			1,746		75,166	76,912
Other Revenue				16,050		2,944,050
Investment Income						30,000
	-	90,532	1,746	16,050	75,166	7,553,911
<b>Expenses</b>						
Salaries						
Teachers		42,344				1,628,668
Educational Assistants						825,740
Support Staff		3,779				18,779
Substitutes		1,100				241,061
	-	47,223	-	-	-	2,714,248
Employee Benefits		11,709				660,076
Services and Supplies		31,600	1,746	16,050	75,166	4,179,587
	-	90,532	1,746	16,050	75,166	7,553,911
<b>Net Revenue (Expense)</b>	<b>-</b>	<b>-</b>	<b>-</b>	<b>-</b>	<b>-</b>	<b>-</b>

# School District No. 33 (Chilliwack)

Amended Annual Budget - Capital Revenue and Expense  
 Year Ended June 30, 2016

	2016 Amended Annual Budget			2016 Annual Budget
	Invested in Tangible Capital Assets	Local Capital	Fund Balance	
	\$	\$	\$	\$
<b>Revenues</b>				
Provincial Grants				
Investment Income			-	15,000
Amortization of Deferred Capital Revenue	6,922,518		6,922,518	6,922,518
<b>Total Revenue</b>	<b>6,922,518</b>	<b>-</b>	<b>6,922,518</b>	<b>6,937,518</b>
<b>Expenses</b>				
Amortization of Tangible Capital Assets				
Operations and Maintenance	7,505,826		7,505,826	7,505,826
Transportation and Housing	488,891		488,891	488,891
<b>Total Expense</b>	<b>7,994,717</b>	<b>-</b>	<b>7,994,717</b>	<b>7,994,717</b>
<b>Net Revenue (Expense)</b>	<b>(1,072,199)</b>	<b>-</b>	<b>(1,072,199)</b>	<b>(1,057,199)</b>
<b>Net Transfers (to) from other funds</b>				
Local Capital		175,500	175,500	100,000
<b>Total Net Transfers</b>	<b>-</b>	<b>175,500</b>	<b>175,500</b>	<b>100,000</b>
<b>Other Adjustments to Fund Balances</b>				
Tangible Capital Assets Purchased from Local Capital	175,500	(175,500)	-	
<b>Total Other Adjustments to Fund Balances</b>	<b>175,500</b>	<b>(175,500)</b>	<b>-</b>	
<b>Budgeted Surplus (Deficit), for the year</b>	<b>(896,699)</b>	<b>-</b>	<b>(896,699)</b>	<b>(957,199)</b>