



**THE BOARD OF EDUCATION  
School District #33 (Chilliwack)  
Regular Public Board Meeting  
AGENDA  
May 8, 2017  
7:00 pm**

---

**1. CALL TO ORDER – School District Office**

- 1.1. Call to Order - **Welcome and acknowledgment of Stó:lō territory**
- 1.2. Adoption of the Agenda  
(THAT the agenda be adopted as circulated.)
- 1.3. Approval of the Minutes  
(THAT the minutes of the April 25, 2017 Regular Public Board meeting be approved as circulated.)

**2. PUBLIC PARTICIPATION**

(Items from the floor are limited to 5 minutes per speaker to a maximum of 30 minutes.)

**3. PRESENTATION**

- 3.1. Chilliwack Secondary School Equestrian Program

**4. ACTION ITEMS**

- 4.1. Budget Committee Report
- 4.2. 2017-2018 Budget Approval – 1<sup>st</sup> Reading

**5. INFORMATION ITEMS**

- 5.1. Property Acquisition Update
- 5.2. Class Size & Composition Submission
- 5.3. Quarterly Financial Report
- 5.4. BCSTA Report
- 5.5. Superintendent's Report
- 5.6. Trustee Reports
- 5.7. Meeting Summary

5.8. **Future Board of Education Meeting Date: May 23, 2017 - 7:00 p.m.**

**6. PUBLIC PARTICIPATION**

(Items from the floor are limited to 5 minutes per speaker to a maximum of 30 minutes.)

**7. ADJOURNMENT**



**MINUTES OF THE REGULAR MEETING  
The Board of Education  
School District #33 (Chilliwack)**

**Date of Meeting:** Tuesday, April 25, 2017

**Location:** School District Office

**Members Present:**

Chair	Mr. P. McManus
Vice-Chair	Mr. W. Krahn
Trustee	Mr. D. Coulter
Trustee	Mrs. S. Dyck
Trustee	Mrs. H. Maahs
Trustee	Mr. B. Neufeld
Trustee	Mr. B. Patterson

**Staff Present:**

Superintendent	Ms. E. Novak
Secretary Treasurer	Mr. G. Slykhuis
Assistant Superintendent	Mr. R. Arul-Pragasam
Director of Instruction	Ms. J. Hall
District Vice Principal Aboriginal Education	Ms. B. Point
Aboriginal District Coordinator	Ms. N. Graham
Executive Assistant	Ms. D. Vogel

---

**1. CALL TO ORDER - School District Office**

**1.1. Call to Order**

The Board Chair called the meeting to order at 7:01 p.m. - **Welcome and Acknowledgment of Traditional Stó:lō Territory.**

**1.2. Amendments to the Agenda**

**86.17** Moved by: Trustee Krahn  
Seconded by: Trustee Coulter

THAT Reconfiguration – Implementation Advisory Committee be added to the agenda as Information Item 5.1.

**CARRIED**

**87.17** Moved by: Trustee Dyck  
Seconded by: Trustee Coulter

THAT Motion 206.16 be added to the agenda as Action Item 4.1.

**DEFEATED**

**For: Coulter, Dyck**

**Opposed: Krahn, Maahs, McManus, Patterson, Neufeld**

**1.3. Adoption of the Agenda**

**88.17** Moved by: Trustee Krahn  
Seconded by: Trustee Patterson

THAT the agenda be approved as amended.

**CARRIED**

**1.4. Approval of Minutes**

**89.17** Moved by: Trustee Krahn  
Seconded by: Trustee Patterson

THAT the minutes of the April 11, 2017 Regular Public Board meeting be approved as circulated.

**CARRIED**

**2. PUBLIC PARTICIPATION**

Casey Munro, BCCPAC Representative from DPAC, thanked the Board of Education for considering recording of public Board meetings, and asked the Board to consider less cost than proposed and recording one meeting and allowing parents to provide feedback before making a decision regarding the equipment for purchase.

**3. PRESENTATION – ABORIGINAL EDUCATION DEPARTMENT**

The Aboriginal Education Department provides support to classroom teachers and Aboriginal Education Assistants in the school district in a variety of ways. Department staff provide cultural teachings and activities, resources and support materials, and co-plan/co-create lessons with the Curriculum Department for classroom use.

Brenda Point, Vice Principal, Aboriginal Education and Nerine Graham, Coordinator of Aboriginal Education, provided a brief overview of the work the Aboriginal Education Department is doing to support Aboriginal teachings and learning in our district.

**4. ACTION ITEMS**

**4.1. Recording of Board Meetings**

**90.17** Moved by: Trustee Maahs  
Seconded by: Trustee Krahn

THAT the Board of Education approve the purchase and installation of equipment for the purpose of recording public Board meetings at a cost not exceeding \$10,000.

Moved by: Trustee McManus  
Seconded by: Trustee Coulter

THAT the Board of Education approve the purchase and installation of equipment for the purpose of recording public Board meetings at a cost not to exceed \$45,000.

**CARRIED**  
For: Coulter, Krahn, McManus, Neufeld  
Opposed: Dyck, Maahs, Patterson

#### 4.2 Schedule of Board Meetings 2017-2018

91.17 Moved by: Trustee Krahn  
Seconded by: Trustee Maahs

THAT the Board of Education approve Option 1: Board Meeting Schedule – 16 Meetings for the 2017-2018 school year Board of Education meetings.

**CARRIED**

### 5. INFORMATION ITEMS

#### 5.1 Reconfiguration – Implementation Advisory Committee

Superintendent Novak provided an outline of the Mandate, Terms of Reference, membership and proposed meeting schedule for the Reconfiguration – Implementation Advisory Committee.

**MANDATE:**

The Reconfiguration Advisory Committee will provide information and recommendations regarding implementation of Reconfiguration to the Superintendent and Working Committees.

**TERMS OF REFERENCE:**

The Committee will:

1. Report back to the organizations represented, on the progress of the Working Committees regarding the implementation of the Reconfiguration process, to parents, staff, students and community.
2. Receive presentations, explore issues, and advise the Working Committees for implementation priorities and needs related to the Reconfiguration of Chilliwack Schools.

**MEMBERSHIP:**

- 2 Trustees – Selected by the Board of Education
- 3 Administrators (1 Elementary, 1 Middle, 1 Secondary) – Selected by Superintendent
- 3 CTA Members (1 Elementary, 1 Middle, 1 Secondary) – Selected by CTA
- 3 CUPE Members (1 Elementary, 1 Middle, 1 Secondary) – Selected by CUPE
- 2 DPAC – Selected by DPAC
- 3 Parents – North Side (1 Elementary, 1 Middle, 1 Secondary) – Selected by the Board through Expressions of Interest
- 3 Parents – South Side (1 Elementary, 1 Middle, 1 Secondary) – Selected by

the Board through Expression of interest

Executive Team members are all Ex-Officio Members  
Support provided by Executive Assistant, Donna Vogel  
Co-Chairs: Trustee, Superintendent

#### **MEETINGS:**

Will meet monthly beginning September 2017.

#### **5.2 Strategic Plan Update**

District Vice Principal of Aboriginal Education, Brenda Point, and Director of Instruction, Janet Hall, provided an update on the Strategic Plan as it relates to the following:

<b>Priority</b>	Strengthening meaningful relationships within and across schools, district and community to support success for students. (Community/Culture)
<b>Goal</b>	To foster, develop and enhance quality partnerships to improve student experiences and learning outcomes.
<b>Strategies</b>	
<b>1. Aboriginal Education Enhancement Agreement</b> <ul style="list-style-type: none"> <li>• Redevelop, strengthen and enhance the Aboriginal Education Enhancement Agreement (AEEA)</li> </ul>	<ul style="list-style-type: none"> <li>a) Review the existing AEEA</li> <li>b) Co-construct a plan in conjunction with the Aboriginal Education Advisory Committee for consultation with the Aboriginal Community</li> <li>c) Consult with local Aboriginal Community around goals and strategies to support Aboriginal student success</li> <li>d) Co-construct a five-year Aboriginal Education Enhancement Agreement</li> </ul>

The Ministry of Education no longer requires school districts to submit Aboriginal Education Enhancement Agreements. However, they do support the continued development of such agreements. The AEEA is foundational to ensuring we continue to focus on working with the Aboriginal Community and supporting our Aboriginal students. The development of a new Enhancement Agreement has taken place over the last year with input from the Aboriginal Community, school staff and the broader community. The goals have been developed and agreed upon by the Aboriginal Education Advisory Committee, and the strategies and actions steps are in development. The final document will be ready for the 2017/18 school year.

The Aboriginal Education Enhancement Agreement is intended to demonstrate SD33's commitment to supporting and enhancing the growth and development of *all* Aboriginal students.

#### **5.3 BCSTA Report**

Trustee Neufeld provided an update on the BC School Trustees Association Annual General Meeting.

#### **5.4 Superintendent's Report**

In her report to the Board of Education Superintendent Novak highlighted:

- House Post Raising at the Education Centre – Celebrating Staff
  - Stella Duncan, Aboriginal Support Worker at the Ed. Centre, received two grants from the district Aboriginal Education Department to initiate carving projects.
  - The first project was a House Post carved by local artist Terry Horne. The cedar tree for the House Post was donated by Chief Mark Point of the Skowkale First Nation and came from the base of Cheam Mountain. A House Post ceremony, in which the post was raised near the main office of the Ed. Centre, was officiated by Chief Mark Point.
  - Students are currently working on a second House Post with Artist Glenn Malloway. This post is slated to be raised outside the front doors of the combined new District Alternative Education School.
- Towards Reconfiguration 2018 – Input
  - Advisory Committee and Working Committees will provide opportunity for consultation and input for staff, students and parents.
- Best Efforts – Restored Language
  - The goal is to fully comply with the restored Collective Agreement provisions regarding Class Size and Composition. The language is restored, the agreement is in place and we are in the process of making our best efforts to implement the restored language.
- Best Efforts – Staffing & Utilization of Space
  - Based on projected class size and composition needs arising from the restored Collective Agreement provisions, utilization of existing spaces and additional portables, determining the number of teachers, student instructional spaces and capital needs required for fall 2017 – information to be provided to the Ministry by Friday, April 28.
- Best Efforts – Remedy
  - As part of the MoU, if compliance to restored language cannot be obtained, there is a provincial calculation to determine the value of the remedy. Once the value of the remedy has been calculated, the teacher will have options from which to choose.

## **5.5 Trustee Reports**

**Trustee Dyck reported on the following:**

- Soroptomist Woman of the Year event at City Hall
- BCSTA AGM
- BCSTA Provincial Council
- Fraser Valley BCSTA Branch Meeting

**Trustee Maahs reported the following:**

- Attended the PAC meeting at Vedder Elementary
- Attended the public Budget Forum

**Trustee Krahn reported on the following:**

- Attended two Chair/Vice Chair Planning Meeting with Superintendent and Secretary Treasurer to plan upcoming agendas.
- Attended the Budget Forum at Neighborhood of Learning Centre. Gerry Slykhuis and Mark Friesen presented the Budget in detail and answered questions from the Public. The intent of the Meeting was to share information and seek input from our Community.
- Attended a most interesting meeting at Distance Education to fine-tune the involvement at their upcoming Graduation Event.

**Trustee Patterson reported on the following:**

- Continues to serve the School District on the Chilliwack Healthier Community Committee
- Started the work on developing the Strategic Plan for the CHC Committee.
- Introduced Gillian Hennessy, our last GW Graham student to be recognized for 2016/2017, at the Chilliwack Rotary Club. (Just a reminder that the GALA will be held on May 10<sup>th</sup> (Cultural Center) @ 7:00 pm.)
- Attended an all candidates meeting at the Neighbourhood Learning Center.

**Trustee Neufeld reported on the following:**

- Attended Scholarship Committee meeting
- Attended a Longhouse event

**5.6 April 11, 2017 In-Camera Board Meeting Summary**

Trustees: Paul McManus, Walt Krahn, Dan Coulter, Silvia Dyck, Heather Maahs, Barry Neufeld, Bob Patterson

Staff: Evelyn Novak, Gerry Slykhuis, Tamara Ilersich, Kirk Savage, Diego Testa, Donna Vogel

1. TTOC Statistics
2. Contract Renewal: Secretary Treasurer
3. Superintendent Contract Review
4. Property Acquisition 1
5. Property Acquisition 2
6. Principal and Vice Principal Recruitment/Selection Plan
7. 2-Week Spring Break Calendar Update
8. Human Resources Report
9. Executive Team Roles
10. BCPSEA Submission re. Salary Increases
11. BCPSEA Report

**5.7 Future Board of Education Meeting Date**

**Monday, May 8, 2017 (to accommodate the provincial election on Tuesday, May 9)  
7:00 pm  
School District Office**

**6. SUPPLEMENTARY PUBLIC PARTICIPATION**

Leanne Clarke, CTA President, commented on recording of public Board Meetings and engagement of the public with the Board. She also commented on Reconfiguration and its importance to teachers



in the district, along with sufficient funding. She also noted that the restored Collective Agreement provisions regarding class size and composition need to be implemented.

Parent Diane Braun expressed appreciation for the presentation on the Aboriginal Education Department and support for the approaches being taken in the district. She also thanked the Board for providing opportunities for parent involvement in the planning and implementation of Reconfiguration.

**7. ADJOURNMENT**

The meeting was adjourned at 9:22 p.m.

\_\_\_\_\_  
Board Chair

\_\_\_\_\_  
Secretary-Treasurer

## BOARD OF EDUCATION

### PRESENTATION

**DATE:** May 8, 2017

**TO:** Board of Education

**FROM:** Chilliwack Secondary School Principal David Manuel, teacher Avril Broekhuizen and students

**RE: EQUESTRIAN PROGRAM**

---

#### **BACKGROUND:**

This year Chilliwack Secondary ran its first cohort of grade 10 students through its new Equestrian Program. This is an engaging, individualized and experiential program, delivered both on the CSS campus (2 half-days/week) and at the barn (3 half-days/week). Students do not require any previous horse handling or horseback riding experience, and learn in Equine Studies 10 how to work safely around horses, basic care and maintenance (health, nutrition, etc.), as well as practical riding skills. Riding instruction happens in small groups with experienced coaches, and is individualized based on each student's initial level of comfort and experience, with an emphasis on safety, fun, and the equestrian sport of reining.

We pioneered the implementation of new curriculum this year by trying the new Environmental Science 11 curriculum. It has been a great fit as instruction has been tailored to apply locally, specifically to the horse farm setting. Students learn all of the scientific terminology and principles, and then apply them by doing lots of fieldwork. We partnered with the Fraser Valley Conservancy's biologist to collect real data on endangered frogs in the Chaplin Road wetlands in Agassiz, have analyzed the soil, water, biodiversity and other factors on the farm, and will culminate the course with the creation of an Environmental Farm Plan for the barn we visit each week.

In addition to the two courses above, students also use a blended learning model to complete Connect Ed 11, followed by their choice of either: Planning 10 Online or Physical Education 10 Online. That works out to a total of 14 credits. All of the courses in this program are taught by the same CSS teacher, which provides stability, accountability and continuous daily support for the program's students, both on the CSS campus and at the barn.

## BOARD OF EDUCATION

### DECISION REPORT

**DATE:** May 8, 2017  
**TO:** Board of Education  
**FROM:** Paul McManus, Budget Committee Chair  
**RE:** **BUDGET COMMITTEE REPORT**

---

**RECOMMENDATION:**

THAT the Board of Education receive the Budget Committee Meeting Report of May 4, 2017 as presented.

# Minutes



## REPORT OF THE BUDGET COMMITTEE

Meeting Held Thursday, May 04, 2017 – 4:00 p.m.

School District Office

### Attendance:

Committee Members:	Paul McManus Rod Isaac Ed Klettke Don Davis Glenn Froese Allan Van Tassel Sandra Victor Jasmine Chinna Leia Perovic	Committee Chair CUPE CTA Community Rep Community Rep Management Group Ab Ed Advisory Committee Student Rep – GWG Student Rep – GWG
Staff:	Evelyn Novak Gerry Slykhuis Mark Friesen Cathy Meeres	Superintendent Secretary Treasurer Assistant Secretary Treasurer Executive Assistant (Recorder)
Regrets:	Bob Patterson Walt Krahn Jim Edgcombe Michelle McGrath Megan Shields Jordan Koster	Trustee Trustee CPVPA DPAC Student Rep – CSS Student Rep – CSS
Also in Attendance:	Heather Maahs	Trustee (arrived at 4:35)

### 1. Call to Order

Chair McManus called the meeting to order at 4:05 p.m. Chair McManus welcomed those in attendance.

### 2. Approval of Agenda

Mover: Don Davis  
Secunder: Al Van Tassel

**THAT the agenda be approved as circulated.**

**CARRIED**

3. **Approval of Minutes**

Mover: Glenn Froese  
Second: Don Davis

**THAT the minutes be approved as circulated.**

**CARRIED**

4. **Public Budget Presentation Debrief**

Committee members provided feedback on the Public Budget Presentation held April 12, 2017. The following comments/suggestions were made:

- Good presentation – new approach was well received
- Small crowd of attendees
- Lots of good questions
- Was beneficial having both the Secretary Treasurer and Assistant Secretary Treasurer presenting – better credibility
- Continue on same path for next year

5. **March Quarterly Financial Report**

The Secretary Treasurer presented the Quarterly Financial Report explaining the variances in revenue, expenses, service and supplies indicating an overall favourable variance of \$2,170,009 at March 31, 2016. A variance of 1.3 million is estimated at year-end.

6. **Preliminary Budget 2017/18**

The Secretary Treasurer presented the 2017/18 Annual Budget showing an annual budget amount of \$156,018,539. An explanation of revenues and expenses was provided indicating an estimated budget surplus for the year of \$1.3 million. The Secretary Treasurer and Assistant Secretary Treasurer reviewed comparisons for 2017/18 vs. 2016/17 of the Operating Budget, Capital Expenditures and Reserve Transfers. The budget will be presented to the Board of Education on May 8, 2017 for first reading.

7. **Adjournment**

The meeting adjourned at 5:16 p.m. An appreciation dinner for the Committee followed the meeting.

## BOARD OF EDUCATION

### DECISION REPORT

**DATE:** May 8, 2017  
**TO:** Board of Education  
**FROM:** Gerry Slykhuis, Secretary Treasurer  
**RE:** **2017-18 ANNUAL BUDGET – 1<sup>ST</sup> READING**

---

#### **RECOMMENDATION:**

THAT the Board of Education approve the first reading of 2017-2018 Annual Budget Bylaw at the May 8, 2017 Regular Board Meeting in the amount of \$156,018,539.

#### **BACKGROUND:**

Included in this package is the Ministry of Education Budget Template document – this is the main budget document.

**ANNUAL BUDGET BYLAW**

A Bylaw of THE BOARD OF EDUCATION OF SCHOOL DISTRICT NO. 33 (Chilliwack) (called the "Board") to adopt the annual budget of the Board for the fiscal year 2017/18 pursuant to section 113 of the *School Act*, R.S.B.C., 1996, c. 412 as amended from time to time (called the "Act").

- 1. The Board has complied with the provisions of the *Act* respecting the annual budget adopted by this bylaw.
- 2. This bylaw may be cited as School District No. 33 (Chilliwack) Annual Budget Bylaw for fiscal year 2017/18.
- 3. The attached "Statement 2" showing the estimated revenue and expense for the 2017/18 fiscal year and the total budget bylaw amount of \$156,018,539 for the 2017/18 fiscal year was prepared in accordance with the *Act*.
- 4. Statement 2, Statement 4 and Schedules 2 to 4 are adopted as the annual budget of the Board for the fiscal year 2017/18.

READ A FIRST TIME THE 8<sup>TH</sup> DAY OF MAY, 2017;

READ A SECOND TIME THE \_\_\_\_\_ DAY OF \_\_\_\_\_, 20\_\_\_\_;

READ A THIRD TIME, PASSED AND ADOPTED THE \_\_\_\_\_ DAY OF \_\_\_\_\_, 20 \_\_\_\_.

\_\_\_\_\_  
**Chairperson of the Board**

\_\_\_\_\_  
**Secretary Treasurer**

I HEREBY CERTIFY this to be a true original of School District No. 33 (Chilliwack) Annual Budget Bylaw 2017/18, adopted by the Board the \_\_\_\_\_ day of \_\_\_\_\_, 20\_\_\_\_.

\_\_\_\_\_  
**Secretary Treasurer**

Annual Budget

## **School District No. 33 (Chilliwack)**

June 30, 2018



# School District No. 33 (Chilliwack)

June 30, 2018

## Table of Contents

Bylaw .....	1
Annual Budget - Revenue and Expense - Statement 2 .....	2
Annual Budget - Changes in Net Financial Assets (Debt) - Statement 4 .....	4
Annual Budget - Operating Revenue and Expense - Schedule 2 .....	5
Schedule 2A - Annual Budget - Schedule of Operating Revenue by Source .....	6
Schedule 2B - Annual Budget - Schedule of Operating Expense by Object .....	7
Schedule 2C - Annual Budget - Operating Expense by Function, Program and Object .....	8
Annual Budget - Special Purpose Revenue and Expense - Schedule 3 .....	10
Schedule 3A - Annual Budget - Changes in Special Purpose Funds .....	11
Annual Budget - Capital Revenue and Expense - Schedule 4 .....	13

\*NOTE - Statement 1, Statement 3, Statement 5, Schedule 1 and Schedules 4A - 4D are used for Financial Statement reporting only.

## ANNUAL BUDGET BYLAW

A Bylaw of THE BOARD OF EDUCATION OF SCHOOL DISTRICT NO. 33 (CHILLIWACK) (called the "Board") to adopt the Annual Budget of the Board for the fiscal year 2017/2018 pursuant to section 113 of the *School Act*, R.S.B.C., 1996, c. 412 as amended from time to time (called the "Act").

1. Board has complied with the provisions of the Act respecting the Annual Budget adopted by this bylaw.
2. This bylaw may be cited as School District No. 33 (Chilliwack) Annual Budget Bylaw for fiscal year 2017/2018.
3. The attached Statement 2 showing the estimated revenue and expense for the 2017/2018 fiscal year and the total budget bylaw amount of \$156,018,539 for the 2017/2018 fiscal year was prepared in accordance with the *Act*.
4. Statement 2, 4 and Schedules 2 to 4 are adopted as the Annual Budget of the Board for the fiscal year 2017/2018.

READ A FIRST TIME THE \_\_\_\_\_ DAY OF \_\_\_\_\_, 2017;

READ A SECOND TIME THE \_\_\_\_\_ DAY OF \_\_\_\_\_, 2017;

READ A THIRD TIME, PASSED AND ADOPTED THE \_\_\_\_\_ DAY OF \_\_\_\_\_, 2017;

\_\_\_\_\_  
**Chairperson of the Board**

( Corporate Seal )

\_\_\_\_\_  
**Secretary Treasurer**

I HEREBY CERTIFY this to be a true original of School District No. 33 (Chilliwack) Annual Budget Bylaw 2017/2018, adopted by the Board the \_\_\_\_\_ DAY OF \_\_\_\_\_, 2017.

\_\_\_\_\_  
**Secretary Treasurer**

# School District No. 33 (Chilliwack)

Statement 2

Annual Budget - Revenue and Expense

Year Ended June 30, 2018

	2018 Annual Budget	2017 Amended Annual Budget
<b>Ministry Operating Grant Funded FTE's</b>		
School-Age	13,820,100	13,510,097
Adult	154,813	173,813
<b>Total Ministry Operating Grant Funded FTE's</b>	<u>13,974,913</u>	<u>13,683,910</u>
<b>Revenues</b>	\$	\$
Provincial Grants		
Ministry of Education	141,854,823	128,466,770
Other	120,000	90,000
Tuition	1,436,000	1,436,000
Other Revenue	2,439,690	5,777,101
Rentals and Leases	400,000	400,000
Investment Income	281,000	301,600
Amortization of Deferred Capital Revenue	6,774,802	6,847,059
<b>Total Revenue</b>	<u>153,306,315</u>	<u>143,318,530</u>
<b>Expenses</b>		
Instruction	124,377,948	115,265,950
District Administration	3,953,177	3,975,808
Operations and Maintenance	21,777,427	21,762,768
Transportation and Housing	3,564,987	3,437,186
<b>Total Expense</b>	<u>153,673,539</u>	<u>144,441,712</u>
<b>Net Revenue (Expense)</b>	<u>(367,224)</u>	<u>(1,123,182)</u>
<b>Budgeted Allocation (Retirement) of Surplus (Deficit)</b>	1,612,709	2,034,142
<b>Budgeted Surplus (Deficit), for the year</b>	<u>1,245,485</u>	<u>910,960</u>
<b>Budgeted Surplus (Deficit), for the year comprised of:</b>		
Operating Fund Surplus (Deficit)	1,289,587	
Special Purpose Fund Surplus (Deficit)		
Capital Fund Surplus (Deficit)	(44,102)	910,960
<b>Budgeted Surplus (Deficit), for the year</b>	<u>1,245,485</u>	<u>910,960</u>

# School District No. 33 (Chilliwack)

Annual Budget - Revenue and Expense  
Year Ended June 30, 2018

	2018 Annual Budget	2017 Amended Annual Budget
<b>Budget Bylaw Amount</b>		
Operating - Total Expense	129,894,078	126,932,450
Special Purpose Funds - Total Expense	14,236,102	7,913,847
Capital Fund - Total Expense	9,543,359	9,595,415
Capital Fund - Tangible Capital Assets Purchased from Local Capital	2,345,000	619,000
<b>Total Budget Bylaw Amount</b>	<b>156,018,539</b>	<b>145,060,712</b>

Approved by the Board

Signature of the Chairperson of the Board of Education \_\_\_\_\_ Date Signed \_\_\_\_\_  
Signature of the Superintendent \_\_\_\_\_ Date Signed \_\_\_\_\_  
Signature of the Secretary Treasurer \_\_\_\_\_ Date Signed \_\_\_\_\_

# DRAFT

# School District No. 33 (Chilliwack)

Annual Budget - Changes in Net Financial Assets (Debt)  
Year Ended June 30, 2018

	<b>2018</b>	2017 Amended
	<b>Annual Budget</b>	Annual Budget
	\$	\$
<b>Surplus (Deficit) for the year</b>	<u>(367,224)</u>	<u>(1,123,182)</u>
<b>Effect of change in Tangible Capital Assets</b>		
Acquisition of Tangible Capital Assets		
From Local Capital	<u>(2,345,000)</u>	<u>(619,000)</u>
<b>Total Acquisition of Tangible Capital Assets</b>	<u>(2,345,000)</u>	<u>(619,000)</u>
Amortization of Tangible Capital Assets	<u>7,852,904</u>	<u>7,866,099</u>
<b>Total Effect of change in Tangible Capital Assets</b>	<u>5,507,904</u>	<u>7,247,099</u>
	<u>-</u>	<u>-</u>
<b>(Increase) Decrease in Net Financial Assets (Debt)</b>	<u><u>5,140,680</u></u>	<u><u>6,123,917</u></u>

# School District No. 33 (Chilliwack)

Schedule 2

Annual Budget - Operating Revenue and Expense

Year Ended June 30, 2018

	2018 Annual Budget	2017 Amended Annual Budget
	\$	\$
<b>Revenues</b>		
Provincial Grants		
Ministry of Education	126,000,266	122,141,797
Other	120,000	90,000
Tuition	1,436,000	1,436,000
Other Revenue	2,369,690	2,460,911
Rentals and Leases	400,000	400,000
Investment Income	279,000	299,600
<b>Total Revenue</b>	<b>130,604,956</b>	<b>126,828,308</b>
<b>Expenses</b>		
Instruction	110,598,377	107,847,495
District Administration	3,953,177	3,975,808
Operations and Maintenance	12,225,531	12,109,471
Transportation and Housing	3,116,993	2,999,676
<b>Total Expense</b>	<b>129,894,078</b>	<b>126,932,450</b>
<b>Net Revenue (Expense)</b>	<b>710,878</b>	<b>(104,142)</b>
<b>Budgeted Prior Year Surplus Appropriation</b>	<b>1,612,709</b>	<b>2,034,142</b>
<b>Net Transfers (to) from other funds</b>		
Local Capital	(1,034,000)	(619,000)
Other		(1,311,000)
<b>Total Net Transfers</b>	<b>(1,034,000)</b>	<b>(1,930,000)</b>
<b>Budgeted Surplus (Deficit), for the year</b>	<b>1,289,587</b>	<b>-</b>

# School District No. 33 (Chilliwack)

Schedule 2A

Annual Budget - Schedule of Operating Revenue by Source  
Year Ended June 30, 2018

	2018 Annual Budget	2017 Amended Annual Budget
	\$	\$
<b>Provincial Grants - Ministry of Education</b>		
Operating Grant, Ministry of Education	125,849,121	122,070,373
INAC/LEA Recovery	(1,861,470)	(1,956,191)
Other Ministry of Education Grants		
Pay Equity	864,624	864,624
Funding for Graduated Adults	120,000	75,000
Transportation Supplement	329,456	329,456
Carbon Tax Grant	80,000	80,000
Return of Administrative Savings	603,535	603,535
Economic Stability Dividend		60,000
FSA Scoring	15,000	15,000
<b>Total Provincial Grants - Ministry of Education</b>	<b>126,000,266</b>	<b>122,141,797</b>
<b>Provincial Grants - Other</b>	<b>120,000</b>	<b>90,000</b>
<b>Tuition</b>		
Offshore Tuition Fees	1,436,000	1,436,000
<b>Total Tuition</b>	<b>1,436,000</b>	<b>1,436,000</b>
<b>Other Revenues</b>		
LEA/Direct Funding from First Nations	1,861,470	1,956,191
Miscellaneous		
Energy Program	100,000	100,000
Print Shop	70,000	70,000
Distance Ed. Textbook & Course Fees	150,000	150,000
Bus Fees	83,000	83,000
Other Miscellaneous	105,220	101,720
<b>Total Other Revenue</b>	<b>2,369,690</b>	<b>2,460,911</b>
<b>Rentals and Leases</b>	<b>400,000</b>	<b>400,000</b>
<b>Investment Income</b>	<b>279,000</b>	<b>299,600</b>
<b>Total Operating Revenue</b>	<b>130,604,956</b>	<b>126,828,308</b>

# School District No. 33 (Chilliwack)

Annual Budget - Schedule of Operating Expense by Object  
Year Ended June 30, 2018

	2018 Annual Budget	2017 Amended Annual Budget
	\$	\$
<b>Salaries</b>		
Teachers	54,187,061	51,940,361
Principals and Vice Principals	7,270,564	7,015,028
Educational Assistants	8,980,668	8,817,346
Support Staff	11,335,684	11,025,620
Other Professionals	2,836,407	2,737,799
Substitutes	8,337,924	8,199,066
<b>Total Salaries</b>	<b>92,948,308</b>	<b>89,735,220</b>
<b>Employee Benefits</b>	<b>20,890,032</b>	<b>20,833,855</b>
<b>Total Salaries and Benefits</b>	<b>113,838,340</b>	<b>110,569,075</b>
<b>Services and Supplies</b>		
Services	5,108,133	5,299,184
Student Transportation	9,100	9,100
Professional Development and Travel	914,025	906,301
Rentals and Leases	29,000	29,000
Dues and Fees	270,269	249,740
Insurance	303,500	307,000
Supplies	7,110,014	7,227,878
Utilities	2,311,697	2,335,172
<b>Total Services and Supplies</b>	<b>16,055,738</b>	<b>16,363,375</b>
<b>Total Operating Expense</b>	<b>129,894,078</b>	<b>126,932,450</b>



# School District No. 33 (Chilliwack)

Annual Budget - Operating Expense by Function, Program and Object

Year Ended June 30, 2018

	Teachers Salaries	Principals and Vice Principals Salaries	Educational Assistants Salaries	Support Staff Salaries	Other Professionals Salaries	Substitutes Salaries	Total Salaries
	\$	\$	\$	\$	\$	\$	\$
<b>1 Instruction</b>							
1.02 Regular Instruction	44,846,973	1,025,674	2,674	465,650	-	5,055,538	51,396,509
1.03 Career Programs	106,193	-	-	404,589	71,494	29,428	611,704
1.07 Library Services	1,082,410	64,585	-	108,868	-	64,424	1,320,287
1.08 Counselling	1,950,798	-	-	-	-	369,297	2,320,095
1.10 Special Education	4,832,737	366,554	7,962,488	87,985	-	1,666,204	14,915,968
1.30 English Language Learning	764,157	56,834	-	-	-	7,691	828,682
1.31 Aboriginal Education	340,969	-	1,015,506	38,615	72,444	169,819	1,637,353
1.41 School Administration	-	5,392,012	-	2,240,851	459,231	211,138	8,303,232
1.60 Summer School	47,559	-	-	-	-	-	47,559
1.61 Continuing Education	99,175	-	-	17,433	-	-	116,608
1.62 International and Out of Province Students	116,090	110,186	-	20,994	-	4,696	251,966
1.64 Other	-	-	-	110,893	89,301	15,279	215,473
<b>Total Function 1</b>	<b>54,187,061</b>	<b>7,015,845</b>	<b>8,980,668</b>	<b>3,495,878</b>	<b>692,470</b>	<b>7,593,514</b>	<b>81,965,436</b>
<b>4 District Administration</b>							
4.11 Educational Administration	-	-	-	-	721,942	65,637	787,579
4.40 School District Governance	-	-	-	-	133,248	-	133,248
4.41 Business Administration	-	254,719	-	523,186	828,441	30,374	1,636,720
<b>Total Function 4</b>	<b>-</b>	<b>254,719</b>	<b>-</b>	<b>523,186</b>	<b>1,683,631</b>	<b>96,011</b>	<b>2,557,547</b>
<b>5 Operations and Maintenance</b>							
5.41 Operations and Maintenance Administration	-	-	-	74,974	385,801	6,107	466,882
5.50 Maintenance Operations	-	-	-	5,064,491	-	339,218	5,403,709
5.52 Maintenance of Grounds	-	-	-	576,992	-	38,676	615,668
5.56 Utilities	-	-	-	-	-	-	-
<b>Total Function 5</b>	<b>-</b>	<b>-</b>	<b>-</b>	<b>5,716,457</b>	<b>385,801</b>	<b>384,001</b>	<b>6,486,259</b>
<b>7 Transportation and Housing</b>							
7.41 Transportation and Housing Administration	-	-	-	101,899	74,505	3,053	179,457
7.70 Student Transportation	-	-	-	1,498,264	-	261,345	1,759,609
<b>Total Function 7</b>	<b>-</b>	<b>-</b>	<b>-</b>	<b>1,600,163</b>	<b>74,505</b>	<b>264,398</b>	<b>1,939,066</b>
<b>9 Debt Services</b>							
<b>Total Function 9</b>	<b>-</b>	<b>-</b>	<b>-</b>	<b>-</b>	<b>-</b>	<b>-</b>	<b>-</b>
<b>Total Functions 1 - 9</b>	<b>54,187,061</b>	<b>7,270,564</b>	<b>8,980,668</b>	<b>11,335,684</b>	<b>2,836,407</b>	<b>8,337,924</b>	<b>92,948,308</b>

# School District No. 33 (Chilliwack)

Annual Budget - Operating Expense by Function, Program and Object

Year Ended June 30, 2018

	Total Salaries	Employee Benefits	Total Salaries and Benefits	Services and Supplies	2018 Annual Budget	2017 Amended Annual Budget
	\$	\$	\$	\$	\$	\$
<b>1 Instruction</b>						
1.02 Regular Instruction	51,396,509	11,670,981	63,067,490	6,153,872	69,221,362	67,050,268
1.03 Career Programs	611,704	128,602	740,306	586,404	1,326,710	1,293,471
1.07 Library Services	1,320,287	293,521	1,613,808	138,096	1,751,904	1,736,440
1.08 Counselling	2,320,095	506,427	2,826,522	2,100	2,828,622	2,776,082
1.10 Special Education	14,915,968	3,439,171	18,355,139	1,828,781	20,183,920	19,961,668
1.30 English Language Learning	828,682	187,257	1,015,939	21,962	1,037,901	1,015,877
1.31 Aboriginal Education	1,637,353	431,208	2,068,561	624,667	2,693,228	2,773,112
1.41 School Administration	8,303,232	1,696,133	9,999,365	366,552	10,365,917	9,990,730
1.60 Summer School	47,559	17,156	64,715	4,250	68,965	107,835
1.61 Continuing Education	116,608	28,410	145,018	10,000	155,018	153,895
1.62 International and Out of Province Students	251,966	55,962	307,928	305,790	613,718	639,680
1.64 Other	215,473	43,185	258,658	92,454	351,112	348,437
<b>Total Function 1</b>	<b>81,965,436</b>	<b>18,498,013</b>	<b>100,463,449</b>	<b>10,134,928</b>	<b>110,598,377</b>	<b>107,847,495</b>
<b>4 District Administration</b>						
4.11 Educational Administration	787,579	146,833	934,412	91,709	1,026,121	1,029,281
4.40 School District Governance	133,248	1,336	134,584	162,029	296,613	392,873
4.41 Business Administration	1,636,720	321,123	1,957,843	672,600	2,630,443	2,553,654
<b>Total Function 4</b>	<b>2,557,547</b>	<b>469,292</b>	<b>3,026,839</b>	<b>926,338</b>	<b>3,953,177</b>	<b>3,975,808</b>
<b>5 Operations and Maintenance</b>						
5.41 Operations and Maintenance Administration	466,882	82,925	549,807	255,625	805,432	796,343
5.50 Maintenance Operations	5,403,709	1,267,066	6,670,775	1,457,000	8,127,775	8,008,891
5.52 Maintenance of Grounds	615,668	124,959	740,627	240,000	980,627	969,065
5.56 Utilities	-	-	-	2,311,697	2,311,697	2,335,172
<b>Total Function 5</b>	<b>6,486,259</b>	<b>1,474,950</b>	<b>7,961,209</b>	<b>4,264,322</b>	<b>12,225,531</b>	<b>12,109,471</b>
<b>7 Transportation and Housing</b>						
7.41 Transportation and Housing Administration	179,457	37,290	216,747	79,150	295,897	298,929
7.70 Student Transportation	1,759,609	410,487	2,170,096	651,000	2,821,096	2,700,747
<b>Total Function 7</b>	<b>1,939,066</b>	<b>447,777</b>	<b>2,386,843</b>	<b>730,150</b>	<b>3,116,993</b>	<b>2,999,676</b>
<b>9 Debt Services</b>						
<b>Total Function 9</b>	<b>-</b>	<b>-</b>	<b>-</b>	<b>-</b>	<b>-</b>	<b>-</b>
<b>Total Functions 1 - 9</b>	<b>92,948,308</b>	<b>20,890,032</b>	<b>113,838,340</b>	<b>16,055,738</b>	<b>129,894,078</b>	<b>126,932,450</b>

# School District No. 33 (Chilliwack)

Annual Budget - Special Purpose Revenue and Expense  
Year Ended June 30, 2018

	<b>2018</b>	2017 Amended
	<b>Annual Budget</b>	Annual Budget
	\$	\$
<b>Revenues</b>		
Provincial Grants		
Ministry of Education	<b>14,164,102</b>	4,595,657
Other Revenue	<b>70,000</b>	3,316,190
Investment Income	<b>2,000</b>	2,000
<b>Total Revenue</b>	<b>14,236,102</b>	7,913,847
<b>Expenses</b>		
Instruction	<b>13,779,571</b>	7,418,455
Operations and Maintenance	<b>456,531</b>	495,392
<b>Total Expense</b>	<b>14,236,102</b>	7,913,847
<b>Budgeted Surplus (Deficit), for the year</b>	<b>-</b>	-

# School District No. 33 (Chilliwack)

Annual Budget - Changes in Special Purpose Funds

Year Ended June 30, 2018

	Annual Facility Grant	Learning Improvement Fund	Scholarships and Bursaries	School Generated Funds	Strong Start	Ready, Set, Learn	OLEP	CommunityLINK	Coding and Curriculum Implementation
	\$	\$	\$	\$	\$	\$	\$	\$	\$
<b>Deferred Revenue, beginning of year</b>		215,000	219,592	1,500,000					60,000
<b>Add:</b> Restricted Grants									
Provincial Grants - Ministry of Education	456,531	511,038			224,000	49,000	131,292	702,688	
Other			70,000	3,000,000					
Investment Income			2,000	30,000					
	456,531	511,038	72,000	3,030,000	224,000	49,000	131,292	702,688	-
<b>Less:</b> Allocated to Revenue	456,531	511,038	72,000	3,269,300	224,000	49,000	131,292	702,688	60,000
<b>Deferred Revenue, end of year</b>	-	<b>215,000</b>	<b>219,592</b>	<b>1,260,700</b>	-	-	-	-	-
<b>Revenues</b>									
Provincial Grants - Ministry of Education	456,531	511,038		3,269,300	224,000	49,000	131,292	702,688	60,000
Other Revenue			70,000						
Investment Income			2,000						
	456,531	511,038	72,000	3,269,300	224,000	49,000	131,292	702,688	60,000
<b>Expenses</b>									
Salaries									
Teachers				8,000			32,620		
Principals and Vice Principals						23,269			
Educational Assistants		386,640						427,793	
Support Staff				15,000	158,170				
Substitutes		19,332		40,000			3,850	48,972	
	-	405,972	-	63,000	158,170	23,269	36,470	476,765	-
Employee Benefits		105,066		6,300	49,094	4,533	7,087	115,004	
Services and Supplies	456,531		72,000	3,200,000	16,736	21,198	87,735	110,919	60,000
	456,531	511,038	72,000	3,269,300	224,000	49,000	131,292	702,688	60,000
<b>Net Revenue (Expense)</b>	-	-	-	-	-	-	-	-	-

# School District No. 33 (Chilliwack)

Annual Budget - Changes in Special Purpose Funds

Year Ended June 30, 2018

	Priority Measures	Classroom Enhancement Fund	PRP-AMUT Residential	After School Sports Initiative	TOTAL
	\$	\$	\$	\$	\$
<b>Deferred Revenue, beginning of year</b>	201,175				2,195,767
<b>Add:</b> Restricted Grants					
Provincial Grants - Ministry of Education		8,635,784	68,734		10,779,067
Other				55,735	3,125,735
Investment Income					32,000
	-	8,635,784	68,734	55,735	13,936,802
<b>Less:</b> Allocated to Revenue	-	8,635,784	68,734	55,735	14,236,102
<b>Deferred Revenue, end of year</b>	<b>201,175</b>	-	-	-	<b>1,896,467</b>
<b>Revenues</b>					
Provincial Grants - Ministry of Education		8,635,784	68,734	55,735	14,164,102
Other Revenue					70,000
Investment Income					2,000
	-	8,635,784	68,734	55,735	14,236,102
<b>Expenses</b>					
Salaries					
Teachers		6,444,266	38,684		6,523,570
Principals and Vice Principals		107,235			130,504
Educational Assistants					814,433
Support Staff		44,637	3,751		221,558
Substitutes		304,822	1,600		418,576
	-	6,900,960	44,035	-	8,108,641
Employee Benefits		1,527,758	10,906		1,825,748
Services and Supplies		207,066	13,793	55,735	4,301,713
	-	8,635,784	68,734	55,735	14,236,102
<b>Net Revenue (Expense)</b>	-	-	-	-	-

# School District No. 33 (Chilliwack)

Annual Budget - Capital Revenue and Expense  
Year Ended June 30, 2018

	2018 Annual Budget			2017 Amended Annual Budget
	Invested in Tangible Capital Assets	Local Capital	Fund Balance	
	\$	\$	\$	\$
<b>Revenues</b>				
Provincial Grants				
Ministry of Education	1,690,455		<b>1,690,455</b>	1,729,316
Amortization of Deferred Capital Revenue	6,774,802		<b>6,774,802</b>	6,847,059
<b>Total Revenue</b>	<b>8,465,257</b>	-	<b>8,465,257</b>	8,576,375
<b>Expenses</b>				
Operations and Maintenance	1,690,455		<b>1,690,455</b>	1,729,316
Amortization of Tangible Capital Assets				
Operations and Maintenance	7,404,910		<b>7,404,910</b>	7,428,589
Transportation and Housing	447,994		<b>447,994</b>	437,510
<b>Total Expense</b>	<b>9,543,359</b>	-	<b>9,543,359</b>	9,595,415
<b>Net Revenue (Expense)</b>	<b>(1,078,102)</b>	-	<b>(1,078,102)</b>	(1,019,040)
<b>Net Transfers (to) from other funds</b>				
Local Capital		1,034,000	<b>1,034,000</b>	619,000
District Share of Building Project			-	1,311,000
<b>Total Net Transfers</b>	-	<b>1,034,000</b>	<b>1,034,000</b>	1,930,000
<b>Other Adjustments to Fund Balances</b>				
Tangible Capital Assets Purchased from Local Capital	2,345,000	(2,345,000)	-	
<b>Total Other Adjustments to Fund Balances</b>	<b>2,345,000</b>	<b>(2,345,000)</b>	-	
<b>Budgeted Surplus (Deficit), for the year</b>	<b>1,266,898</b>	<b>(1,311,000)</b>	<b>(44,102)</b>	910,960



# Operating Budget Comparison

## 2017/18 Preliminary vs 2016/17 Amended

	Revenues	Expenses	Net	Reserve Transfer	Surplus (Deficit)	
16/17 Amended Budget	\$ 126,828,308	\$ 126,932,450	\$ (104,142)	\$ 104,142	\$ -	
REVENUES	<u>Revenues Changes:</u>					
	Enrolment Changes	2,233,082	1,054,244	1,178,838	-	1,178,838
	MoEd Funding Changes	1,499,736	-	1,499,736	-	1,499,736
	Other Revenues	12,900	-	12,900	-	12,900
EXPENSES	<u>Expenditure Changes</u>					
	New Positions	-	583,522	(583,522)	-	(583,522)
	Ab Ed Funding/Surplus	30,930	(133,503)	164,433	(164,433)	-
	Wage & Benefit Increases	-	1,714,370	(1,714,370)	-	(1,714,370)
	Budget Adjustments	-	-	-	-	-
	Sub Changes	-	-	-	-	-
	School Budgets	-	-	-	-	-
	Miscellaneous	-	173,431	(173,431)	-	(173,431)
	One Time Items	-	(430,436)	430,436	-	430,436
	Capital	-	-	-	896,000	896,000
	Reserve Funding	-	-	-	(257,000)	(257,000)
Preliminary 17/18 Budget	\$ 130,604,956	\$ 129,894,078	\$ 710,878	\$ 578,709	\$ 1,289,587	





# Reserve Transfers

		16/17 Budget	Additions	17/18 Budget
<b>TO CAPITAL</b>	<u>Transfers to Capital:</u>			
	Capital Additions	(\$619)	(\$415)	(\$1,034)
	Promontory Project Share	(1,311)	1,311	0
		<u>(\$1,930)</u>	<u>\$896</u>	<u>(\$1,034)</u>
<b>FROM OPERATING RESERVES</b>	<u>Transfers from Operating Reserves:</u>			
	School Surpluses Utilized	\$709		\$709
	SNAP Project	257	(257)	0
	Early Intervention Project	560		560
	Ab Ed Surplus Carryforward	334	(164)	170
	FVDES Surplus Utilized	174		174
	<u>\$2,034</u>	<u>(\$421)</u>	<u>\$1,613</u>	





## Capital Expenditures

	Preliminary Budget
Backhoe/Loader	\$ 160,000
Cube Van	60,480
Air Compressor (Bus Garage)	17,500
Generator for Cultus Lake	62,300
Tractor with snow blower	80,000
Small Interior Manlift	23,500
Camera for checking drains	10,250
One ton 4x4 crew cab shop truck	60,000
Replacement Van	25,000
Ionizing Floor Scrubber	25,000
Software	10,000
New Portables	500,000
	<b>\$1,034,030</b>

## BOARD OF EDUCATION

### INFORMATION REPORT

**DATE:** May 8, 2017  
**TO:** Board of Education  
**FROM:** Paul McManus, Board Chair  
**RE:** **PROPERTY ACQUISITION UPDATE**

---

#### **BACKGROUND:**

##### Property Acquisition No.1 – Evans Road

Evans Elementary School is situated along a busy corridor that experiences heavy volume and high-speed traffic. There is insufficient parking, limited space for bus flow and for parents to pick-up and drop-off students. As a result, daily traffic congestion occurs at the entrance and exit areas of the parking lot and can make it unsafe when attempting to turn left onto Evans Road. In the past, the District has attempted to resolve these issues but has been unsuccessful due to the surrounding development in this area.

At the In-Camera meeting of April 11, 2017, information was presented to the Board on the available property for sale located at 7468 Evans Road, adjacent to Evans Elementary School. The Board approved the purchase of the 0.638-acre property for the purpose of additional parking and improved traffic flow at Evans Elementary School. A map of the area is attached.

A final purchase agreement was signed on April 25, 2017. Closing date is May 31, 2017 and possession takes place on June 21, 2017.

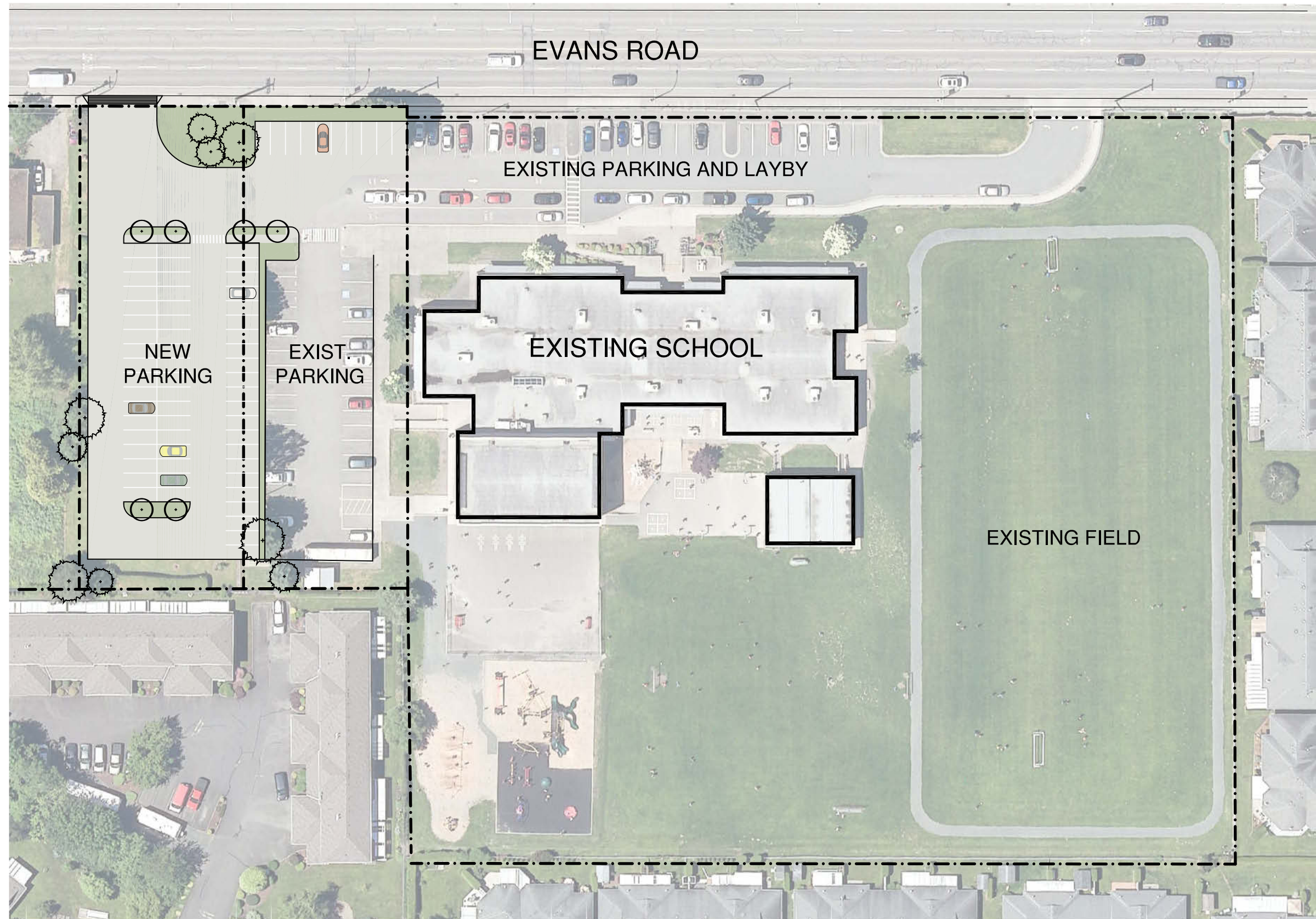
##### Property Acquisition No.2 – Tyson Road

As part of the district's Five-Year Capital Plan, the Ministry approved developing a project plan for a new South Side Area School. At the In-Camera meeting of April 11, 2017, information was presented to the Board regarding a 12.43-acre vacant parcel of land located at the end of Tyson Road as a potential building site for this project. The Board approved the purchase of the property located at 5337 Tyson Road for future development of a South Side Area School. A map of the area is attached.

A final purchase agreement was signed on April 26, 2017. Closing date will be May 31, 2017.

The Ministry of Education is supportive of the purchase but, at this time, has not pledged any funding towards the project. Administration will continue to seek a provincial commitment for financial support.





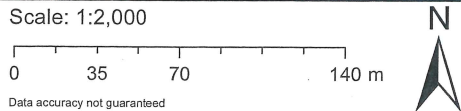
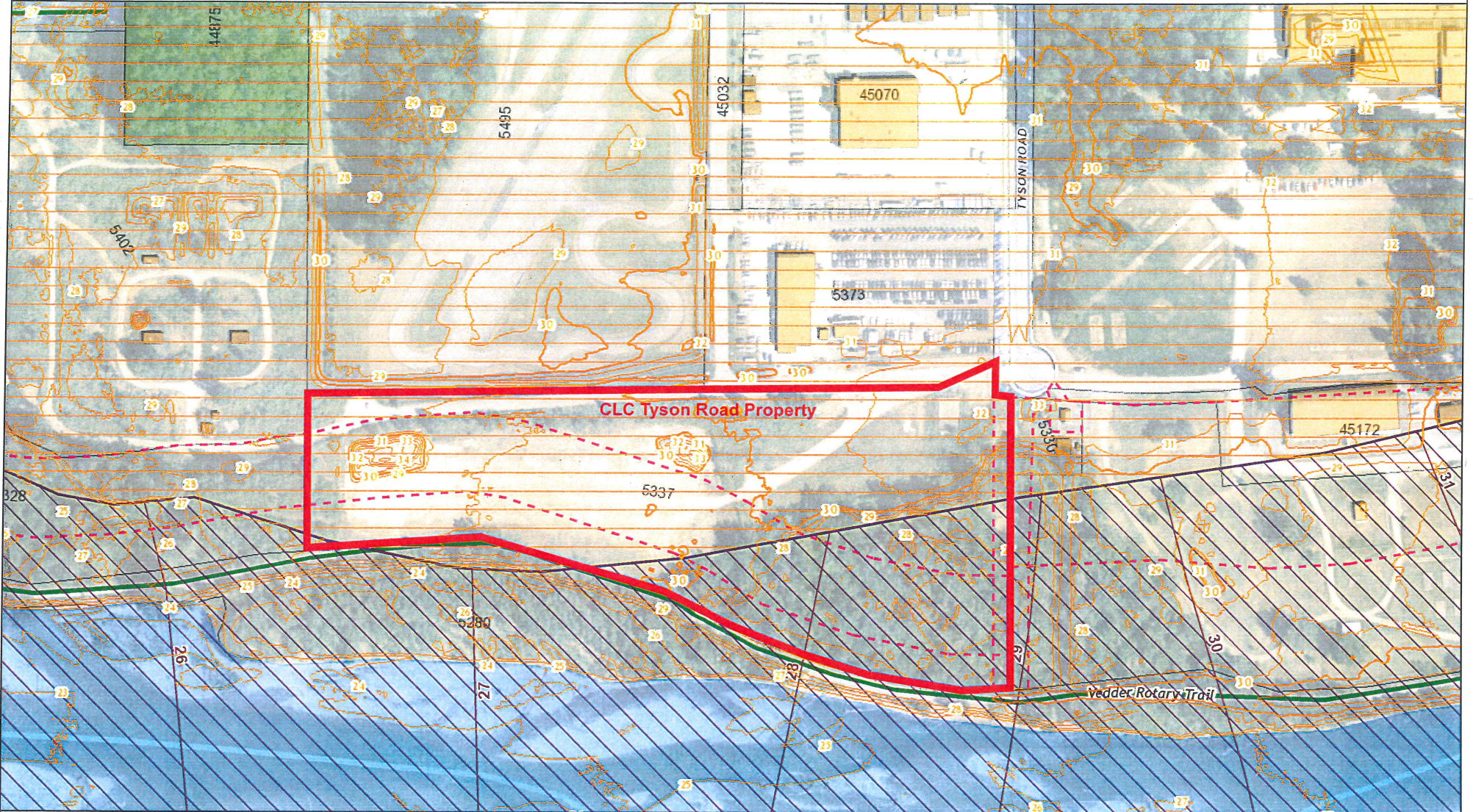
## **EVANS ELEMENTARY - Proposed Parking Expansion - Overall**

SCHOOL DISTRICT 33  
CHILLIWACK, B.C.

Scale 1:300

Project No. 17032







## BOARD OF EDUCATION

### INFORMATION REPORT

**DATE:** May 8, 2017

**TO:** Board of Education

**FROM:** Gerry Slykhuis, Secretary Treasurer

**RE:** **CLASS SIZE AND COMPOSITION SUBMISSION**

**BACKGROUND:**

On March 10, 2017, the Ministry of Education (MoE), the BC Public Schools Employers Association (BCPSEA) and the BC Teachers Federation (BCTF) ratified a Memorandum of Agreement (MoA). The MoA resolves matters related to the implementation of the Supreme Court of Canada decision from the fall of 2016 which restored class size and composition language from the 2002 teacher collective agreements.

The language includes: definitions of class size for different levels and types of classes; non-enrolling staffing ratios.

Class Size Ratios	Present Class Size Limits	2002 Class Size Limits
Kindergarten	22	20
Grades 1 to 3	24	22
Grades 4 to 6	30	30
Grades 7 to 9 (except Industrial Education Shops & Home Economics Foods Labs)	30	30
Grades 10 to 12 (except Secondary Science)	30	30
Grades 7 to 12 Industrial Education Shops & Home Economics Foods Labs	30	24
Grades 10 to 12 Science	30	28

Class size limits shall be two (2) less than the number stated for each low incidence student included in a regular class for fifty percent (50%) or more of the instructional day.

The language also sets student/teacher ratios for non-enrolling teachers that must be met as follows:

Non-Enrolling Ratios	2002 Ratios
Teacher Librarians	692:1
Counselors	665:1
Learning Assistance Teachers	403:1
Special Education Resource Teachers	342:1
ESL Teachers	74:1

The MoE has confirmed that the cost of these changes will be fully funded through a new Classroom Enhancement Fund (CEF). As part of this, we have been asked to complete two templates identifying estimated costs.

### Template 1: CEF Staffing

The first template is a preliminary staffing plan, based on our projected student enrolment, for September 2017. This provides a school-by-school estimate of the impact of the new MoA. The total estimated FTEs identified are as follows:

	Teacher Hires (FTEs)		
	Targets	Through Block	Through CEF
Elementary	346.8	309.5	37.3
Secondary	278.9	237.2	41.7
Teacher Librarians	18.6	14.1	4.5
Counselors	19.4	22.5	0
Learning Assistance, Special Education Resource, ESL	76.4	78.1	0
Total Hires Through CEF Funding			83.5
Cost of Teacher Hired Through CEF			\$7,941,842
CEF Funding for Overhead			761,452
Total Estimated CEF Funding			\$8,703,294

The total hire number of 83.5 is not the total increase versus current staffing. For 2016/17 we received Teacher Education Funding that provided for 25.6 FTEs. As well, in the second half of 2016/17 we received Priority Measures funding that provided for 32.0 FTEs. These two funding sources will not be available next year.

Notional allocations have been made according to MoE estimates of school district needs to implement the MoA. The notional allocation for Chilliwack School District was \$5,682,547. These notional allocations may be adjusted accordingly once our submissions have been reviewed by MoE staff.

### Template 2: Space Planning

The MoE has also advised that capital funding will be made available to school districts to deal with space issues created by the MoA. In order to implement the agreement, all school districts are being asked to indicate where capital investments are required to create additional educational space for the start of the 2017/18 school year, after all local space options have been considered. The instructions from the MoE is to focus on immediate space needs for September 2017. Where portables are being considered, the school district must clearly demonstrate no other options exist to create space, the portables can be installed and ready for September 2017, and will be required over a minimum five-year planning horizon. Attachment 1 is a summary of divisions required by school, as well as how space will be freed up to meet the required spaces.

Our submission to the MoE has estimated the cost to provide this space as follows:

Renovations and equipment	\$133,000
Portables	1,620,000
	-----
	\$1,753,000

CHILLIWACK SCHOOL DISTRICT #33  
SUMMARY OF RESTORATIVE SPACE REQUIREMENTS

Attachment 1

	Total Divisions Required	Available Spaces	Portables Added	Net Shortfall	
Bernard	1	1		0	<i>Early success moving to computer lab freeing up one classroom</i>
Central	2		2	0	
Cheam	2	1	1	0	<i>Available space is used by itinerant teachers currently</i>
Cultus	1		1	0	
ECE	2	1	1	0	<i>Available space is computer lab (small but will do)</i>
Evans	2		2	0	<i>Daycare can stay</i>
FG Leary	2	1		(1)	<i>Available space is a small classroom</i>
Greendale	1	1		0	<i>Available space is multipurpose room</i>
LME	2	2		0	<i>2 empty classrooms - will need minor renos</i>
McCammon	2	2		0	<i>Classroom spaces available</i>
Promontory	3	1		(2)	<i>Available space is music room -Part of the community space</i>
Robertson	2	2		0	<i>Available spaces are multipurpose room and computer lab (not used) - some renos required</i>
RTCS	1	1		0	<i>Available space is end of a hall - renos required - move StrongStart here to free up classroom</i>
Sardis Elem	2	1	1	0	<i>Available space is a portable currently used as a music room</i>
Strathcona	2	2		0	<i>Available space is a portable currently used as a timeout room, move Strongstart to multipurpose room</i>
Tyson	2	1	1	0	<i>Available space is a portable currently used as a music room</i>
Unsworth	3	1	2	0	<i>1 in annex - need to reno change room into washroom space</i>
Vedder Elem	2		4	2	<i>Will need to add washroom space</i>
Watson	1	2	1	2	<i>2 classrooms available</i>
Yarrow	2	2		0	<i>2 classrooms available</i>
	<u>37</u>	<u>22</u>	<u>16</u>	<u>1</u>	



## **BOARD OF EDUCATION**

### **INFORMATION REPORT**

**DATE:** May 8, 2017  
**TO:** Board of Education  
**FROM:** Gerry Slykhuis, Secretary Treasurer  
**RE:** **QUARTERLY FINANCIAL REPORT**

---

#### **BACKGROUND:**

The Secretary Treasurer will present the Quarterly financial Report of July 1, 2016 to March 31, 2017.

# Chilliwack School District

## Quarterly Financial Report - July 1, 2016 to March 31, 2017

OPERATING FUND	Year-to-Date Jul 1, 2016 to Mar 31, 2017				AMENDED ANNUAL BUDGET 2016-2017
	Y-T-D BUDGET 2016/17	July to Mar ACTUALS	Variance Favourable (Unfavourable)	%	
<b>REVENUE</b>					
Provincial Grants, Ministry of Education	84,978,378	85,667,317	688,939	0.8%	122,141,797
LEA/Direct Funding From First Nations	1,369,334	1,327,187	(42,147)	-3.1%	1,956,191
Provincial Grants, Other	63,000	139,617	76,617	121.6%	90,000
Offshore Tuition Fees	1,005,200	1,008,392	3,192	0.3%	1,436,000
Other Revenue	436,100	495,790	59,690	13.7%	504,720
Rentals & Leases	300,000	291,605	(8,395)	-2.8%	400,000
Investment Income	224,700	234,272	9,572	4.3%	299,600
<b>Total Revenue</b>	<b>88,376,712</b>	<b>89,164,180</b>	<b>787,468</b>	<b>0.9%</b>	<b>126,828,308</b>
<b>EXPENSE</b>					
Salaries					
Teachers	36,431,895	35,911,292	520,603	1.4%	51,940,361
Principals & Vice-Principals	5,267,991	5,269,638	(1,647)	0.0%	7,015,028
Education Assistants	5,953,981	5,698,271	255,710	4.3%	8,817,346
Support Staff	8,074,985	8,016,653	58,332	0.7%	11,025,620
Other Professionals	2,055,259	2,043,212	12,047	0.6%	2,737,799
Substitutes	5,507,829	5,401,091	106,738	1.9%	8,199,066
Total Salaries	63,291,940	62,340,157	951,783	1.5%	89,735,220
Employee Benefits	13,792,633	13,724,616	68,016	0.5%	20,833,855
Total Salary & Benefits	77,084,573	76,064,773	1,019,799	1.3%	110,569,075
Services & Supplies	11,798,907	11,436,165	362,742	3.1%	16,363,375
<b>Total Expense</b>	<b>88,883,479</b>	<b>87,500,938</b>	<b>1,382,541</b>	<b>1.6%</b>	<b>126,932,450</b>

# Chilliwack School District

## Quarterly Financial Report - July 1, 2016 to March 31, 2017

OPERATING FUND	Year-to-Date Jul 1, 2016 to Mar 31, 2017				AMENDED ANNUAL BUDGET 2016-2017
	Y-T-D BUDGET 2016/17	July to Mar ACTUALS	Variance Favourable (Unfavourable)	%	
Net Revenue (Expense)	(506,767)	1,663,242	2,170,009		(104,142)

# Chilliwack School District

## Quarterly Financial Report - July 1, 2016 to March 31, 2017

OPERATING FUND	Year-to-Date Jul 1, 2016 to Mar 31, 2017				AMENDED ANNUAL BUDGET 2016-2017
	Y-T-D		Variance		
	BUDGET 2016/17	July to Mar ACTUALS	Favourable (Unfavourable)	%	
<b>SERVICE &amp; SUPPLIES BREAKDOWN:</b>					
Services	3,704,486	3,893,748	(189,262)	-5.1%	5,299,184
Student Transportation	6,362	6,283	79	1.2%	9,100
Professional Development & Travel	675,404	604,420	70,984	10.5%	906,301
Rentals & Leases	20,273	24,856	(4,583)	-22.6%	29,000
Dues & Fees	227,192	202,563	24,628	10.8%	249,740
Insurance	305,000	265,915	39,085	12.8%	307,000
Supplies	5,052,773	4,465,619	587,154	11.6%	7,227,878
Utilities	1,889,922	1,972,760	(82,838)	-4.4%	2,335,172
<b>Total Services &amp; Supplies</b>	<b>11,881,411</b>	<b>11,436,165</b>	<b>445,247</b>	<b>3.7%</b>	<b>16,363,375</b>

## BOARD OF EDUCATION

### BOARD REPORT

**DATE:** May 8, 2017

**TO:** Board of Education

**FROM:** Barry Neufeld, BCSTA Representative

**RE: BC SCHOOL TRUSTEES' ASSOCIATION REPORT**

---

This time is provided to discuss matters related to the British Columbia School Trustees' Association (BCSTA).

## BOARD OF EDUCATION

### STAFF REPORT

**DATE:** May 8, 2017  
**TO:** Board of Education  
**FROM:** Evelyn Novak, Superintendent  
**RE:** **SUPERINTENDENT'S REPORT**

---

This time is provided for a report from Superintendent Novak.